



TAKIM SETLERİ OLUŞTURULMASI AŞAMASINDA PROFESYONEL DESTEK !

İsteğe Uyarlanmış; SİZE, İŞİNİZE Özel Takım Setleri

*El aletleri üreticilerinin Standart Katalog ürünlerini (Master Set / Tool Kit) satın almak zorunda Değilsiniz.
Kullanmayacağınız aletlere neden para ödeyebilirsiniz !
Standart Katalog Ürünü Takım Seti; İhtiyaçlarınızı Eksiksiz Karşılıyabiliyor mu?*

Neden; Tek Bir Markaya Bağlı Kalasınız !

*Uzman ekibimiz ve Deneyimli Teknisyenleriniz İle birlikte üretim/bakım sürecinizde kullanacağınız takımları belirliyoruz.
Oluşturacağımız Seti; her bir alet ayrı ayrı değerlendirilerek, en yüksek kaliteyi en iyi fiyat ile sağlayan markalar ile oluşturuyoruz.*

NE BİR EKSİK, NE BİR FAZLA; MAKSİMUM KALİTE, MİNİMUM MALİYET !



**A PLACE FOR
EVERYTHING,
AND EVERYTHING
IN ITS PLACE.
OZZAIM FOAMED MASTER SETS**

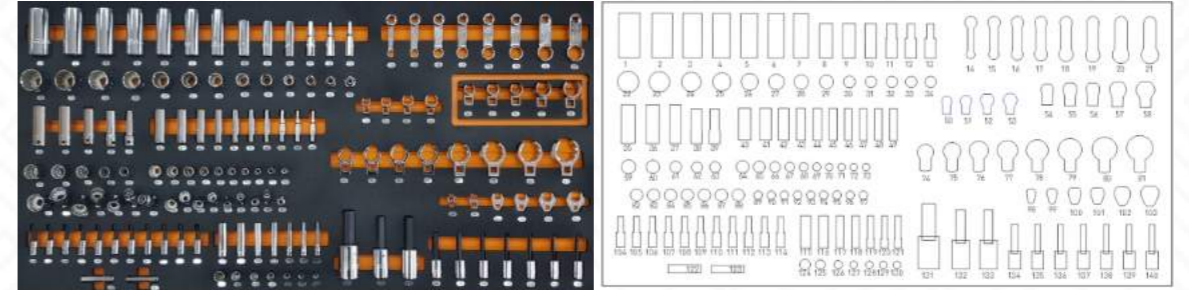
TAKIM GÖLGELENDİRME SİSTEMİ

*Zaman Kazandırır;
İhtiyaçınız olan aleti çekmecelerde derhal bulabilirsiniz
İşiniz tamamlandığında aleti koyacağınız alan hemen gözünüzün önünde olacak
İşiniz tamamlandığında takım çantanızda bir bakışta hangi aletin eksik olduğunu görebilirsiniz.
Kalite Yönetim Sistemleri direktiflerine uygunluk sağlar.
Teknisyenlerin sorumluluk bilincini artırır, iş disiplini güçlendirir.
Teknisyenleri motive eder, iş performansını artırır.
Yukarıdaki avantajlar sebebi ile bakım maliyetlerinizde iyileştirme sağlar.*



TAKIM KONTROL SİSTEMİ

*Şematik & Nümerik İçerik Listesi, Çekmece Konum Etiketleri, Lazer markalama sayesinde;
Aynı anda, aynı çalışma alanında birden fazla ekip ve takım dolabı ile çalışma durumunda iş bitiminde;
Aletlerin doğru dolaba konulmasını kolaylaştırır, hatayı önler.*



Line	Part #	Part Description	Brand	Qty.	Unit
1-13	J52112	Proto® 3/8" Drive 13 Piece Deep Socket Set - 12 Point	PROTO	1	Set
1	J5032	Proto® 3/8" Drive Deep Socket 1" - 12 Point	PROTO	1	ea.
2	J5030	Proto® 3/8" Drive Deep Socket 1 1/8" - 12 Point	PROTO	1	ea.
3	J5028	Proto® 3/8" Drive Deep Socket 7/8" - 12 Point	PROTO	1	ea.
4	J5026	Proto® 3/8" Drive Deep Socket 1 1/4" - 12 Point	PROTO	1	ea.
5	J5024	Proto® 3/8" Drive Deep Socket 3/4" - 12 Point	PROTO	1	ea.
6	J5022	Proto® 3/8" Drive Deep Socket 1 1/16" - 12 Point	PROTO	1	ea.
7	J5020	Proto® 3/8" Drive Deep Socket 5/8" - 12 Point	PROTO	1	ea.
8	J5018	Proto® 3/8" Drive Deep Socket 9/16" - 12 Point	PROTO	1	ea.
9	J5016	Proto® 3/8" Drive Deep Socket 1/2" - 12 Point	PROTO	1	ea.



Lazer Markalama

Çekmece Konum Etiketleme



ÜRÜN PORTFÖYÜMÜZ

- OZZAIM Custom Tool Kits
- Abrasives & Files
- Air Drills & Accessories
- Air Hose & Accessories
- Application Tools & Accessories
- Assembly Tools
- Blind Riveters & Accessories
- Cable, Wire & Tubing Tools
- Clamp & Fastening Tools
- Composite Cutting Tools
- Deburring Tools
- Hand Tools
- Hi-Shear Installation & Removal
- Lighting & Inspection
- Material Removal Tools
- Punch & Cutting Tools
- Rivet Guns & Accessories
- Rivet Squeezers & Accessories
- Sanders & Grinders
- Saws & Accessories
- Sheet Metal Forming Equipment
- Shop Tools
- Stationary Riveters & Dimplers
- Testing & Measuring



OZZAIM Custom Tool Kits

- Aircraft - B1 Mechanic Portable Tool Box
- Aircraft - General Mechanic Master Hangar Tool Kit
- Aircraft - Line Maintenance Mechanic Portable Tool Box
- Aircraft - Line Maintenance General Mechanic Master Hangar Tool Kit
- Aircraft - B2 Avionic Tool Box
- Aircraft - Avionic / Electrical Master Hangar Tool Kit
- Aircraft - Line Maintenance B2 Avionic Tool Box
- Aircraft - Line Maintenance Master Hangar Tool Kit
- Aircraft - Engine Repair Overhaul Master Hangar Tool Kit
- Aircraft - Engine Repair Tool Kit
- Aircraft - Cabin Shop Tool Box
- Aircraft - Line Maintenance Cabin Shop Tool Box
- Aircraft - Seat Shop Tool Box
- Aircraft - Line Maintenance Seat Shop Tool Box
- Aircraft - IFE Tool Box
- Aircraft - Structural Portable Tool Box
- Aircraft - Structural Master Hangar Tool Kit
- Aircraft - Crew Oxy Tool Kit
- Aircraft - CAT A Portable Tool Cases for B1 Mechanic, B2 Avionic, Cabin
- Aircraft - Fastener Repair Tool Case
- Aircraft - Wheel and Tire Assy. Replacement Kit



- Rotorcraft - Mechanic Portable Tool Box
- Rotorcraft - Mechanic Master Hangar Tool Kit
- Rotorcraft - Avionic / Electrical Portable Tool Box
- Rotorcraft - Avionic / Electrical Master Hangar Tool Kit
- Rotorcraft - Hydraulic Repair Tool Kit
- Rotorcraft - Structural Tool Kit
- Rotorcraft - Sheet Metal Tool Kit
- Rotorcraft - Drive System Repair Tool Kit
- Rotorcraft - Engine Repair Tool Kit
- Rotorcraft - Inspection Tool Kit
- Rotorcraft - APU Tool Kit
- Rotorcraft - Dynamic Systems Tool Kit
- Rotorcraft - Gearbox Balance System Tool Kit
- Rotorcraft - Gearbox Transmission Tool Kit
- Rotorcraft - Rotor Blade Work Shop Tool Kit
- Rotorcraft - Weapon Systems Tool Kit



- UAV - General Mechanic Master Hangar Tool Kit
- UAV - General Avionic / Electrical Master Hangar Tool Kit
- UAV - Structural Master Hangar Tool Kit
- UAV - Engine Repair Master Hangar Tool Kit



1/4" DRIVE TOOLS



SNAP ON 1/4" DRIVE DEEP SOCKETS - 12 POINT

PN CODE	DESCRIPTION	INCH	12 POINT
STMD04	1/4" Drive Deep Socket 1/8" - 12 Point		
STMD05	1/4" Drive Deep Socket 5/32" - 12 Point		
STMD6	1/4" Drive Deep Socket 3/16" - 12 Point		
STMD7	1/4" Drive Deep Socket 7/32" - 12 Point		
STMD8	1/4" Drive Deep Socket 1/4" - 12 Point		
STMD9	1/4" Drive Deep Socket 9/32" - 12 Point		
STMD10	1/4" Drive Deep Socket 5/16" - 12 Point		
STMD11	1/4" Drive Deep Socket 11/32" - 12 Point		
STMD12	1/4" Drive Deep Socket 3/8" - 12 Point		
STMD14	1/4" Drive Deep Socket 7/16" - 12 Point		
STMD16	1/4" Drive Deep Socket 1/2" - 12 Point		
STMD18	1/4" Drive Deep Socket 9/16" - 12 Point		
STMD20A	1/4" Drive Deep Socket 5/8" - 12 Point		



SNAP ON 1/4" DRIVE DEEP SOCKETS - 6 POINT

PN CODE	DESCRIPTION	INCH	6 POINT
STM04	1/4" Drive Deep Socket 1/8" - 6 Point		
STM05	1/4" Drive Deep Socket 5/32" - 6 Point		
STM6	1/4" Drive Deep Socket 3/16" - 6 Point		
STM7	1/4" Drive Deep Socket 7/32" - 6 Point		
STM8	1/4" Drive Deep Socket 1/4" - 6 Point		
STM9	1/4" Drive Deep Socket 9/32" - 6 Point		
STM10	1/4" Drive Deep Socket 5/16" - 6 Point		
STM11	1/4" Drive Deep Socket 11/32" - 6 Point		
STM12	1/4" Drive Deep Socket 3/8" - 6 Point		
STM14	1/4" Drive Deep Socket 7/16" - 6 Point		
STM16	1/4" Drive Deep Socket 1/2" - 6 Point		
STM18	1/4" Drive Deep Socket 9/16" - 6 Point		
STM20A	1/4" Drive Deep Socket 5/8" - 6 Point		



SNAP ON 1/4" SOCKETS - 12 POINT

PN CODE	DESCRIPTION	INCH	12 POINT
TMD04	1/4" Drive Socket 1/8" - 12 Point		
TMD05	1/4" Drive Socket 5/32" - 12 Point		
TMD6	1/4" Drive Socket 3/16" - 12 Point		
TMD7	1/4" Drive Socket 7/32" - 12 Point		
TMD8	1/4" Drive Socket 1/4" - 12 Point		
TMD9	1/4" Drive Socket 9/32" - 12 Point		
TMD10	1/4" Drive Socket 5/16" - 12 Point		
TMD11	1/4" Drive Socket 11/32" - 12 Point		
TMD12	1/4" Drive Socket 3/8" - 12 Point		
TMD14	1/4" Drive Socket 7/16" - 12 Point		
TMD16	1/4" Drive Socket 1/2" - 12 Point		
TMD18	1/4" Drive Socket 9/16" - 12 Point		
TMD20	1/4" Drive Socket 5/8" - 12 Point		



SNAP ON 1/4" SOCKETS - 6 POINT

PN CODE	DESCRIPTION	INCH	6 POINT
TM04	1/4" Drive Socket 1/8" - 6 Point		
TM05	1/4" Drive Socket 5/32" - 6 Point		
TM6	1/4" Drive Socket 3/16" - 6 Point		
TM7	1/4" Drive Socket 7/32" - 6 Point		
TM8	1/4" Drive Socket 1/4" - 6 Point		
TM9	1/4" Drive Socket 9/32" - 6 Point		
TM10	1/4" Drive Socket 5/16" - 6 Point		
TM11	1/4" Drive Socket 11/32" - 6 Point		
TM12	1/4" Drive Socket 3/8" - 6 Point		
TM14	1/4" Drive Socket 7/16" - 6 Point		
TM16	1/4" Drive Socket 1/2" - 6 Point		
TM18	1/4" Drive Socket 9/16" - 6 Point		
TM20	1/4" Drive Socket 5/8" - 6 Point		



PROTO 1/4" DRIVE DEEP SOCKETS - 12 POINT

PN CODE	DESCRIPTION	INCH	12 POINT
J4706LT	1/4" Drive Deep Socket 3/16" - 12 Point		
J4707LT	1/4" Drive Deep Socket 7/32" - 12 Point		
J4708LT	1/4" Drive Deep Socket 1/4" - 12 Point		
J4709LT	1/4" Drive Deep Socket 9/32" - 12 Point		
J4710LT	1/4" Drive Deep Socket 5/16" - 12 Point		
J4711LT	1/4" Drive Deep Socket 11/32" - 12 Point		
J4712LT	1/4" Drive Deep Socket 3/8" - 12 Point		
J4714LT	1/4" Drive Deep Socket 7/16" - 12 Point		
J4716LT	1/4" Drive Deep Socket 1/2" - 12 Point		
J4718LT	1/4" Drive Deep Socket 9/16" - 12 Point		



PROTO 1/4" DRIVE DEEP SOCKETS - 6 POINT

PN CODE	DESCRIPTION	INCH	6 POINT
J4706L	1/4" Drive Deep Socket 3/16" - 6 Point		
J4707L	1/4" Drive Deep Socket 7/32" - 6 Point		
J4708L	1/4" Drive Deep Socket 1/4" - 6 Point		
J4709L	1/4" Drive Deep Socket 9/32" - 6 Point		
J4710L	1/4" Drive Deep Socket 5/16" - 6 Point		
J4711L	1/4" Drive Deep Socket 11/32" - 6 Point		
J4712L	1/4" Drive Deep Socket 3/8" - 6 Point		
J4714L	1/4" Drive Deep Socket 7/16" - 6 Point		
J4716L	1/4" Drive Deep Socket 1/2" - 6 Point		
J4718L	1/4" Drive Deep Socket 9/16" - 6 Point		



PROTO 1/4" DRIVE SOCKETS - 12 POINT

PN CODE	DESCRIPTION	INCH	12 POINT
J4706T	1/4" Drive Socket 3/16" - 12 Point		
J4707T	1/4" Drive Socket 7/32" - 12 Point		
J4708T	1/4" Drive Socket 1/4" - 12 Point		
J4709T	1/4" Drive Socket 9/32" - 12 Point		
J4710T	1/4" Drive Socket 5/16" - 12 Point		
J4711T	1/4" Drive Socket 11/32" - 12 Point		
J4712T	1/4" Drive Socket 3/8" - 12 Point		
J4714T	1/4" Drive Socket 7/16" - 12 Point		
J4716T	1/4" Drive Socket 1/2" - 12 Point		
J4718T	1/4" Drive Socket 9/16" - 12 Point		



PROTO 1/4" DRIVE SOCKETS - 6 POINT

PN CODE	DESCRIPTION	INCH	6 POINT
J4704	1/4" Drive Socket 1/8" - 6 Point		
J4705	1/4" Drive Socket 5/32" - 6 Point		
J4706	1/4" Drive Socket 3/16" - 6 Point		
J4707	1/4" Drive Socket 7/32" - 6 Point		
J4708	1/4" Drive Socket 1/4" - 6 Point		
J4709	1/4" Drive Socket 9/32" - 6 Point		
J4710	1/4" Drive Socket 5/16" - 6 Point		
J4711	1/4" Drive Socket 11/32" - 6 Point		
J4712	1/4" Drive Socket 3/8" - 6 Point		
J4714	1/4" Drive Socket 7/16" - 6 Point		
J4716	1/4" Drive Socket 1/2" - 6 Point		
J4718	1/4" Drive Socket 9/16" - 6 Point		



1/4" DRIVE TOOLS



SNAP ON 1/4" DRIVE DEEP SOCKET SET - 12 POINT



PN CODE	DESCRIPTION	INCH	12 POINT
110STMDY	1/4" Drive 10 Piece Deep Socket Set 12 Point 3/16"-9/16"		



SNAP ON 1/4" DRIVE DEEP SOCKET SET - 6 POINT



PN CODE	DESCRIPTION	INCH	6 POINT
110STMYY	1/4" Drive 10 Piece Deep Socket Set 6 Point 3/16"-9/16"		



SNAP ON 1/4" DRIVE SOCKET SET - 12 POINT



PN CODE	DESCRIPTION	INCH	12 POINT
110TMDY	1/4" Drive 10 Piece Socket Set 12 Point 3/16"-9/16"		



SNAP ON 1/4" DRIVE SOCKET SET - 6 POINT



PN CODE	DESCRIPTION	INCH	6 POINT
110TMY	1/4" Drive 10 Piece Socket Set 6 Point 3/16" To 9/16"		



PROTO 1/4" DRIVE DEEP SOCKET SET - 12 POINT



PN CODE	DESCRIPTION	INCH	12 POINT
J47100	1/4" Drive 10 Piece Deep Socket Set 12 Point 3/16"-9/16"		

PROTO 1/4" DRIVE DEEP SOCKET SET - 6 POINT



PN CODE	DESCRIPTION	INCH	6 POINT
J47102	1/4" Drive 10 Piece Deep Socket Set 6 Point 3/16"-9/16"		

PROTO 1/4" DRIVE SOCKET SET - 12 POINT



PN CODE	DESCRIPTION	INCH	12 POINT
J47104	1/4" Drive 10 Piece Socket Set 12 Point 3/16"-9/16"		

PROTO 1/4" DRIVE SOCKET SET - 6 POINT



PN CODE	DESCRIPTION	INCH	6 POINT
J47106	1/4" Drive 10 Piece Socket Set 6 Point 3/16" To 9/16"		

1/4" DRIVE TOOLS



SNAP ON 1/4" DRIVE SOCKETS - SPLINE

PN CODE	DESCRIPTION	INCH	SPLINE
TEL7B	1/4" Drive Spline Socket #7 - 7/32"		
TEL8B	1/4" Drive Spline Socket #8 - 1/4"		
TEL10B	1/4" Drive Spline Socket #10 - 5/16"		



SNAP ON 1/4" DRIVE SOCKETS - SPLINE

PN CODE	DESCRIPTION	INCH	SPLINE
TES7B	1/4" Drive Spline Socket #7 - 7/32"		
TES8B	1/4" Drive Spline Socket #8 - 1/4"		
TES9B	1/4" Drive Spline Socket #9 - 9/32"		
TES10B	1/4" Drive Spline Socket #10 - 5/16"		
TES12B	1/4" Drive Spline Socket #12 - 3/8"		
TES14B	1/4" Drive Spline Socket #14 - 7/16"		



SNAP ON 1/4" DRIVE HEX BIT SOCKETS

PN CODE	DESCRIPTION	INCH	HEX
TMA2E	1/4" Drive SAE 1/16" Standard Hex Socket Driver		
TMA2.5E	1/4" Drive SAE 5/64" Standard Hex Socket Driver		
TMA3E	1/4" Drive SAE 3/32" Standard Hex Socket Driver		
TMA3.5E	1/4" Drive SAE 7/64" Standard Hex Socket Driver		
TMA4E	1/4" Drive SAE 1/8" Standard Hex Socket Driver		
TMA4.5E	1/4" Drive SAE 9/64" Standard Hex Socket Driver		
TMA5E	1/4" Drive SAE 5/32" Standard Hex Socket Driver		
TMA6E	1/4" Drive SAE 3/16" Standard Hex Socket Driver		
TMA7E	1/4" Drive SAE 7/32" Standard Hex Socket Driver		
TMA8E	1/4" Drive SAE 1/4" Standard Hex Socket Driver		



SNAP ON 1/4" DRIVE UNIVERSAL SOCKETS - 12 POINT

PN CODE	DESCRIPTION	INCH	12 POINT
TMU61A	1/4" Drive 3/16" Universal Socket - 12 Point		
TMU71A	1/4" Drive 7/32" Universal Socket - 12 Point		
TMU81B	1/4" Drive 1/4" Universal Socket - 12 Point		
TMU91A	1/4" Drive 9/32" Universal Socket - 12 Point		
TMU101A	1/4" Drive 5/16" Universal Socket - 12 Point		
TMU111A	1/4" Drive 11/32" Universal Socket - 12 Point		
TMU121A	1/4" Drive 3/8" Universal Socket - 12 Point		
TMU141A	1/4" Drive 7/16" Universal Socket - 12 Point		
TMU161A	1/4" Drive 1/2" Universal Socket - 12 Point		
TMU181A	1/4" Drive 9/16" Universal Socket - 12 Point		



SNAP ON 1/4" DRIVE UNIVERSAL SOCKETS - 6 POINT

PN CODE	DESCRIPTION	INCH	6 POINT
TMUS81A	1/4" Drive 1/4" Universal Socket - 6 Point		
TMUS101A	1/4" Drive 5/16" Universal Socket - 6 Point		
TMUS121A	1/4" Drive 3/8" Universal Socket - 6 Point		
TMUS141A	1/4" Drive 7/16" Universal Socket - 6 Point		
TMUS161A	1/4" Drive 1/2" Universal Socket - 6 Point		
TMUS181A	1/4" Drive 9/16" Universal Socket - 6 Point		



SNAP ON 1/4" DRIVE UNIVERSAL SOCKETS - SPLINE

PN CODE	DESCRIPTION	INCH	SPLINE
TESU8B	1/4" Drive Universal Spline Socket #8 - 1/4"		
TESU10B	1/4" Drive Universal Spline Socket #10 - 5/16"		



PROTO 1/4" DRIVE DEEP SOCKETS - SPLINE

PN CODE	DESCRIPTION	INCH	SPLINE
J4706DPL	1/4" Drive Deep Spline Socket #6 - 3/16"		
J4707DPL	1/4" Drive Deep Spline Socket #7 - 7/32"		
J4708DPL	1/4" Drive Deep Spline Socket #8 - 1/4"		
J4709DPL	1/4" Drive Deep Spline Socket #9 - 9/32"		
J4710DPL	1/4" Drive Deep Spline Socket #10 - 5/16"		
J4712DPL	1/4" Drive Deep Spline Socket #12 - 3/8"		
J4714DPL	1/4" Drive Deep Spline Socket #14 - 7/16"		

PROTO 1/4" DRIVE SOCKETS - SPLINE

PN CODE	DESCRIPTION	INCH	SPLINE
J4706SPL	1/4" Drive Spline Socket #6 - 3/16"		
J4707SPL	1/4" Drive Spline Socket #7 - 7/32"		
J4708SPL	1/4" Drive Spline Socket #8 - 1/4"		
J4709SPL	1/4" Drive Spline Socket #9 - 9/32"		
J4710SPL	1/4" Drive Spline Socket #10 - 5/16"		
J4712SPL	1/4" Drive Spline Socket #12 - 3/8"		
J4714SPL	1/4" Drive Spline Socket #14 - 7/16"		

PROTO 1/4" DRIVE HEX BIT SOCKETS

PN CODE	DESCRIPTION	INCH	HEX
J47701/16	1/4" Drive SAE 1/16" Standard Hex Socket Driver		
J47705/64	1/4" Drive SAE 5/64" Standard Hex Socket Driver		
J47703/32	1/4" Drive SAE 3/32" Standard Hex Socket Driver		
J47707/64	1/4" Drive SAE 7/64" Standard Hex Socket Driver		
J47701/8	1/4" Drive SAE 1/8" Standard Hex Socket Driver		
J47709/64	1/4" Drive SAE 9/64" Standard Hex Socket Driver		
J47705/32	1/4" Drive SAE 5/32" Standard Hex Socket Driver		
J47703/16	1/4" Drive SAE 3/16" Standard Hex Socket Driver		
J47707/32	1/4" Drive SAE 7/32" Standard Hex Socket Driver		
J47701/4	1/4" Drive SAE 1/4" Standard Hex Socket Driver		
J47705/16	1/4" Drive SAE 5/16" Standard Hex Socket Driver		

PROTO 1/4" DRIVE UNIVERSAL SOCKETS - 12 POINT

PN CODE	DESCRIPTION	INCH	12 POINT
J4770TA	1/4" Drive 7/32" Universal Socket - 12 Point		
J4771TA	1/4" Drive 1/4" Universal Socket - 12 Point		
J4777TA	1/4" Drive 9/32" Universal Socket - 12 Point		
J4772TA	1/4" Drive 5/16" Universal Socket - 12 Point		
J4778TA	1/4" Drive 11/32" Universal Socket - 12 Point		
J4773TA	1/4" Drive 3/8" Universal Socket - 12 Point		
J4774TA	1/4" Drive 7/16" Universal Socket - 12 Point		
J4775TA	1/4" Drive 1/2" Universal Socket - 12 Point		
J4776TA	1/4" Drive 9/16" Universal Socket - 12 Point		

PROTO 1/4" DRIVE UNIVERSAL SOCKETS - 6 POINT

PN CODE	DESCRIPTION	INCH	6 POINT
J4771A	1/4" Drive 1/4" Universal Socket - 6 Point		
J4772A	1/4" Drive 5/16" Universal Socket - 6 Point		
J4773A	1/4" Drive 3/8" Universal Socket - 6 Point		
J4774A	1/4" Drive 7/16" Universal Socket - 6 Point		

1/4" DRIVE TOOLS



SNAP ON 1/4" DRIVE DEEP SOCKET SET - SPLINE



PN CODE	DESCRIPTION	INCH	SPLINE
207TFEL	7 pc Combination Drive SAE Deep Spline Socket Set		



SNAP ON 1/4" DRIVE SOCKET SET - SPLINE



PN CODE	DESCRIPTION	INCH	SPLINE
209TFES	9 pc Combination Drive SAE Spline Socket Set 7/32 to 5/8"		



SNAP ON 1/4" DRIVE HEX BIT SOCKET SET



PN CODE	DESCRIPTION	INCH	HEX
110ETMAY	1/4" Drive 10 Piece Hex Bit Set 1/16" to 1/4"		



SNAP ON 1/4" DRIVE UNIVERSAL SOCKET SET - 12 POINT



PN CODE	DESCRIPTION	INCH	12 POINT
106TMUA	1/4" Drive 6 Piece Universal Socket Set 1/4 to 9/16 in - 12 Point		



SNAP ON 1/4" DRIVE UNIVERSAL SOCKET SET - 6 POINT



PN CODE	DESCRIPTION	INCH	6 POINT
106TMUSA	1/4" Drive 6 Piece Universal Socket Set 1/4 to 9/16 in - 6 Point		



PROTO 1/4" DRIVE HEX BIT SOCKET SET



PN CODE	DESCRIPTION	INCH	HEX
J4770-11	1/4" Drive 11 Piece Hex Bit Set 1/16" to 5/16"		

PROTO 1/4" DRIVE UNIVERSAL SOCKET SET - 12 POINT



PN CODE	DESCRIPTION	INCH	12 POINT
J47105	1/4" Drive 5 Piece Universal Socket Set 1/4 to 1/2 in - 12 Point		

PROTO 1/4" DRIVE UNIVERSAL SOCKET SET - 12 POINT



PN CODE	DESCRIPTION	INCH	12 POINT
J47107	1/4" Drive 9 Piece Universal Socket Set 7/32 to 9/16 in - 12 Point		



SNAP ON 1/4" DRIVE DEEP SOCKETS - 12 POINT INDUSTRIAL FINISH

PN CODE	DESCRIPTION	INCH	12 POINT
GSTMD6	1/4" Drive Deep Socket 3/16" - 12 Point, Industrial Finish		
GSTMD7	1/4" Drive Deep Socket 7/32" - 12 Point, Industrial Finish		
GSTMD8	1/4" Drive Deep Socket 1/4" - 12 Point, Industrial Finish		
GSTMD9	1/4" Drive Deep Socket 9/32" - 12 Point, Industrial Finish		
GSTMD10	1/4" Drive Deep Socket 5/16" - 12 Point, Industrial Finish		
GSTMD11	1/4" Drive Deep Socket 11/32" - 12 Point, Industrial Finish		
GSTMD12	1/4" Drive Deep Socket 3/8" - 12 Point, Industrial Finish		
GSTMD14	1/4" Drive Deep Socket 7/16" - 12 Point, Industrial Finish		
GSTMD16	1/4" Drive Deep Socket 1/2" - 12 Point, Industrial Finish		
GSTMD18	1/4" Drive Deep Socket 9/16" - 12 Point, Industrial Finish		



SNAP ON 1/4" DRIVE DEEP SOCKETS - 6 POINT INDUSTRIAL FINISH

PN CODE	DESCRIPTION	INCH	6 POINT
GSTM6	1/4" Drive Deep Socket 3/16" - 6 Point, Industrial Finish		
GSTM7	1/4" Drive Deep Socket 7/32" - 6 Point, Industrial Finish		
GSTM8	1/4" Drive Deep Socket 1/4" - 6 Point, Industrial Finish		
GSTM9	1/4" Drive Deep Socket 9/32" - 6 Point, Industrial Finish		
GSTM11	1/4" Drive Deep Socket 11/32" - 6 Point, Industrial Finish		
GSTM12	1/4" Drive Deep Socket 3/8" - 6 Point, Industrial Finish		
GSTM14	1/4" Drive Deep Socket 7/16" - 6 Point, Industrial Finish		



SNAP ON 1/4" DRIVE SOCKETS - 12 POINT INDUSTRIAL FINISH

PN CODE	DESCRIPTION	INCH	12 POINT
GTMD6	1/4" Drive Socket 3/16" - 12 Point, Industrial Finish		
GTMD7	1/4" Drive Socket 7/32" - 12 Point, Industrial Finish		
GTMD8	1/4" Drive Socket 1/4" - 12 Point, Industrial Finish		
GTMD9	1/4" Drive Socket 9/32" - 12 Point, Industrial Finish		
GTMD10	1/4" Drive Socket 5/16" - 12 Point, Industrial Finish		
GTMD11	1/4" Drive Socket 11/32" - 12 Point, Industrial Finish		
GTMD12	1/4" Drive Socket 3/8" - 12 Point, Industrial Finish		
GTMD14	1/4" Drive Socket 7/16" - 12 Point, Industrial Finish		
GTMD16	1/4" Drive Socket 1/2" - 12 Point, Industrial Finish		
GTMD18	1/4" Drive Socket 9/16" - 12 Point, Industrial Finish		



SNAP ON 1/4" DRIVE DEEP SOCKETS - 6 POINT INDUSTRIAL FINISH

PN CODE	DESCRIPTION	INCH	6 POINT
GTM6	1/4" Drive Socket 3/16" - 6 Point, Industrial Finish		
GTM7	1/4" Drive Socket 7/32" - 6 Point, Industrial Finish		
GTM8	1/4" Drive Socket 1/4" - 6 Point, Industrial Finish		
GTM9	1/4" Drive Socket 9/32" - 6 Point, Industrial Finish		
GTM10	1/4" Drive Socket 5/16" - 6 Point, Industrial Finish		
GTM11	1/4" Drive Socket 11/32" - 6 Point, Industrial Finish		
GTM12	1/4" Drive Socket 3/8" - 6 Point, Industrial Finish		
GTM14	1/4" Drive Socket 7/16" - 6 Point, Industrial Finish		
GTM16	1/4" Drive Socket 1/2" - 6 Point, Industrial Finish		



PROTO 1/4" DRIVE METRIC DEEP SOCKETS - 12 POINT

PN CODE	DESCRIPTION	METRIC	12 POINT
J4705LTM	1/4" Drive Deep Socket 5mm - 12 Point		
J47055LTM	1/4" Drive Deep Socket 5.5mm - 12 Point		
J4706LTM	1/4" Drive Deep Socket 6mm - 12 Point		
J4707LTM	1/4" Drive Deep Socket 7mm - 12 Point		
J4708LTM	1/4" Drive Deep Socket 8mm - 12 Point		
J4709LTM	1/4" Drive Deep Socket 9mm - 12 Point		
J4710LTM	1/4" Drive Deep Socket 10mm - 12 Point		
J4711LTM	1/4" Drive Deep Socket 11mm - 12 Point		
J4712LTM	1/4" Drive Deep Socket 12mm - 12 Point		
J4713LTM	1/4" Drive Deep Socket 13mm - 12 Point		
J4714LTM	1/4" Drive Deep Socket 14mm - 12 Point		



PROTO 1/4" DRIVE METRIC DEEP SOCKETS - 6 POINT

PN CODE	DESCRIPTION	METRIC	6 POINT
J4704LM	1/4" Drive Deep Socket 4mm - 6 Point		
J4705LM	1/4" Drive Deep Socket 5mm - 6 Point		
J47055LM	1/4" Drive Deep Socket 5.5mm - 6 Point		
J4706LM	1/4" Drive Deep Socket 6mm - 6 Point		
J4707LM	1/4" Drive Deep Socket 7mm - 6 Point		
J4708LM	1/4" Drive Deep Socket 8mm - 6 Point		
J4709LM	1/4" Drive Deep Socket 9mm - 6 Point		
J4710LM	1/4" Drive Deep Socket 10mm - 6 Point		
J4711LM	1/4" Drive Deep Socket 11mm - 6 Point		
J4712LM	1/4" Drive Deep Socket 12mm - 6 Point		
J4713LM	1/4" Drive Deep Socket 13mm - 6 Point		
J4714LM	1/4" Drive Deep Socket 14mm - 6 Point		



PROTO 1/4" DRIVE METRIC SOCKETS - 12 POINT

PN CODE	DESCRIPTION	METRIC	12 POINT
J4704TM	1/4" Drive Socket 4mm - 12 Point		
J47045TM	1/4" Drive Socket 4.5mm - 12 Point		
J4705TM	1/4" Drive Socket 5mm - 12 Point		
J47055TM	1/4" Drive Socket 5.5mm - 12 Point		
J4706TM	1/4" Drive Socket 6mm - 12 Point		
J4707TM	1/4" Drive Socket 7mm - 12 Point		
J4708TM	1/4" Drive Socket 8mm - 12 Point		
J4709TM	1/4" Drive Socket 9mm - 12 Point		
J4710TM	1/4" Drive Socket 10mm - 12 Point		
J4711TM	1/4" Drive Socket 11mm - 12 Point		
J4712TM	1/4" Drive Socket 12mm - 12 Point		
J4713TM	1/4" Drive Socket 13mm - 12 Point		
J4714TM	1/4" Drive Socket 14mm - 12 Point		




PROTO 1/4" DRIVE METRIC SOCKETS - 6 POINT

PN CODE	DESCRIPTION	METRIC	6 POINT
J4704M	1/4" Drive Socket 4mm - 6 Point		
J4705M	1/4" Drive Socket 5mm - 6 Point		
J47055M	1/4" Drive Socket 5.5mm - 6 Point		
J4706M	1/4" Drive Socket 6mm - 6 Point		
J4707M	1/4" Drive Socket 7mm - 6 Point		
J4708M	1/4" Drive Socket 8mm - 6 Point		
J4709M	1/4" Drive Socket 9mm - 6 Point		
J4710M	1/4" Drive Socket 10mm - 6 Point		
J4711M	1/4" Drive Socket 11mm - 6 Point		
J4712M	1/4" Drive Socket 12mm - 6 Point		
J4713M	1/4" Drive Socket 13mm - 6 Point		
J4714M	1/4" Drive Socket 14mm - 6 Point		



PROTO 1/4" DRIVE METRIC DEEP SOCKET SET - 12 POINT

PN CODE	DESCRIPTION	METRIC	12 POINT
J47203	1/4" Drive 11 Piece Metric Deep Socket Set - 12 Point (5mm to 14mm)		



PROTO 1/4" DRIVE METRIC DEEP SOCKET SET - 6 POINT

PN CODE	DESCRIPTION	METRIC	6 POINT
J47202	1/4" Drive 12 Piece Metric Deep Socket Set - 6 Point (4mm to 14mm)		



PROTO 1/4" DRIVE METRIC SOCKET SET - 12 POINT

PN CODE	DESCRIPTION	METRIC	12 POINT
J47201	1/4" Drive 11 Piece Metric Socket Set - 12 Point (5mm to 14mm)		



PROTO 1/4" DRIVE METRIC SOCKET SET - 6 POINT

PN CODE	DESCRIPTION	METRIC	6 POINT
J47200	1/4" Drive 12 Piece Metric Socket Set - 6 Point (4mm to 14mm)		





SNAP ON 1/4" DRIVE METRIC DEEP SOCKETS - SPLINE

PN CODE	DESCRIPTION	METRIC	SPLINE
TELM7B	1/4" Drive Spline Socket 7mm		
TELM8B	1/4" Drive Spline Socket 8mm		
TELM10B	1/4" Drive Spline Socket 10mm		



SNAP ON COMBINATION DRIVE METRIC HEX BIT SOCKETS

PN CODE	DESCRIPTION	METRIC	HEX
TMAM2E	1/4" Drive Hex Bit Socket 2mm		
TMAM2.5E	1/4" Drive Hex Bit Socket 2.5mm		
TMAM3E	1/4" Drive Hex Bit Socket 3mm		
FAM4E	3/8" Drive Hex Bit Socket 4mm		
FAM5E	3/8" Drive Hex Bit Socket 5mm		
FAM6E	3/8" Drive Hex Bit Socket 6mm		
FAM7E	3/8" Drive Hex Bit Socket 7mm		
FAM8E	3/8" Drive Hex Bit Socket 8mm		
FAM9E	3/8" Drive Hex Bit Socket 9mm		
FAM10E	3/8" Drive Hex Bit Socket 10mm		



SNAP ON COMBINATION DRIVE METRIC HEX BIT SOCKET SET



PN CODE	DESCRIPTION	METRIC	HEX
210EFTAMY	Combination Drive 10 Piece Metric Hex Bit Socket Set (2mm to 10mm)		



PROTO 1/4" DRIVE METRIC HEX BIT SOCKETS

PN CODE	DESCRIPTION	METRIC	HEX
J4770-2M	1/4" Drive Hex Bit Socket 2mm		
J4770-2.5M	1/4" Drive Hex Bit Socket 2.5mm		
J4770-3M	1/4" Drive Hex Bit Socket 3mm		
J4770-4M	1/4" Drive Hex Bit Socket 4mm		
J4770-5M	1/4" Drive Hex Bit Socket 5mm		
J4770-6M	1/4" Drive Hex Bit Socket 6mm		



PROTO 1/4" DRIVE METRIC HEX BIT SOCKET SET



PN CODE	DESCRIPTION	METRIC	HEX
J4770-6	1/4" Drive 6 Piece Metric Hex Bit Socket Set (2mm to 6mm)		

PROTO 1/4" DRIVE UNIVERSAL SOCKETS - 6 POINT

PN CODE	DESCRIPTION	METRIC	6 POINT
J4805AM	1/4" Drive Universal Socket 5mm		
J48055AM	1/4" Drive Universal Socket 5.5mm		
J4806AM	1/4" Drive Universal Socket 6mm		
J4807AM	1/4" Drive Universal Socket 7mm		
J4808AM	1/4" Drive Universal Socket 8mm		
J4809AM	1/4" Drive Universal Socket 9mm		
J4810AM	1/4" Drive Universal Socket 10mm		
J4811AM	1/4" Drive Universal Socket 11mm		
J4812AM	1/4" Drive Universal Socket 12mm		
J4813AM	1/4" Drive Universal Socket 13mm		
J4814AM	1/4" Drive Universal Socket 14mm		
J4815AM	1/4" Drive Universal Socket 15mm		



PROTO 1/4" DRIVE UNIVERSAL SOCKET SET - 6 POINT



PN CODE	DESCRIPTION	METRIC	HEX
J47205	1/4" Drive 12 Piece Metric Universal Socket Set - 6 Point (5mm to 15mm)		



PN CODE	DESCRIPTION
TK72	1/4" Drive Dual 80° Technology Stubby Fixed-Head Ratchet 2-1/4 in.



PN CODE	DESCRIPTION
T72	1/4" Drive Dual 80° Technology Standard Handle Ratchet 4-7/16 in.



PN CODE	DESCRIPTION
TL72	1/4" Drive Dual 80° Technology Long Handle Ratchet 6-1/4 in.



PN CODE	DESCRIPTION
TF72	1/4" Drive Dual 80° Technology Standard Handle Flex-Head Ratchet 6-1/4 in.



PN CODE	DESCRIPTION
TM72	1/4" Drive Dual 80° Technology Magnetic Bit Ratchet 4-7/16 in.



PN CODE	DESCRIPTION
GT72	1/4" Drive Dual 80° Technology Standard Handle Industrial Ratchet 4-7/16 in.



PN CODE	DESCRIPTION
GT72FOD	1/4" Drive Dual 80° Technology Industrial Foreign Object Damage Ratchet 4-7/16 in.



PN CODE	DESCRIPTION
GTL72FOD	1/4" Drive Dual 80° Technology Long Industrial Handle Foreign Object Damage Ratchet 6-1/2 in.



PN CODE	DESCRIPTION
T72FOD	1/4" Drive Dual 80° Technology Standard Handle Foreign Object Damage Ratchet 4-11/16 in.



PN CODE	DESCRIPTION
TL72FOD	1/4" Drive Dual 80° Technology Long Handle Foreign Object Damage Ratchet 6-1/2 in.



PN CODE	DESCRIPTION
TFY72	1/4" Drive Dual 80° Technology Standard Handle Hi-Lok® Flex-Head Ratchet 6-1/4 in.



PN CODE	DESCRIPTION
TY72	1/4" Drive Dual 80° Technology Standard Handle Hi-Lok® Ratchet 4-5/8 in.



PN CODE	DESCRIPTION
J4749HTC	1/4" Drive 6 in. Standard Precision 90T Pear Head Ratchet



PN CODE	DESCRIPTION
J4750HTC	1/4" Drive 9 in. Standard Precision 90T Pear Head Ratchet



PN CODE	DESCRIPTION
J4750HTCF	1/4" Drive 9 in. Standard Precision 90T Pear Flex-Head Ratchet

1/4" DRIVE TOOLS



PN CODE **DESCRIPTION**
 TM10G 1/4" Drive 6" Breaker Bar



PN CODE **DESCRIPTION**
 TMS4E 1/4" Drive 16" Speeder Drive Handle



PN CODE **DESCRIPTION**
 TM5 1/4" Drive 4-1/2" Sliding T-Handle



PN CODE **DESCRIPTION**
 TM9CSA 1/4" Drive 10" Standard Shank Driver



PN CODE **DESCRIPTION**
 TMRT8 1/4" Drive 10" Ratcheting T-Handle Driver



PN CODE **DESCRIPTION**
 TM63A 1/4" Drive 9-3/16" Standard Handle Flexible Driver (LONG)




PN CODE **DESCRIPTION**
 J4766 1/4" Drive Breaker Bar 5-3/4 in.



PN CODE **DESCRIPTION**
 J4785 1/4 in. Drive Sliding T-Handle Drive Tool 4-1/2"



PN CODE **DESCRIPTION**
 TM9G 1/4" Drive 9" Breaker Bar



PN CODE **DESCRIPTION**
 TMS4EK 1/4" Drive 15-1/32" Speeder with Comfort Knob



PN CODE **DESCRIPTION**
 TM4CSA 1/4" Drive 6" Standard Shank Driver



PN CODE **DESCRIPTION**
 TMR4 1/4" Drive 8-31/32" Ratcheting Driver



PN CODE **DESCRIPTION**
 TM62B 1/4" Drive 6-3/4" Standard Handle Flexible Driver



PN CODE **DESCRIPTION**
 TM615 1/4" Drive 18-9/16" Standard Handle Extra-Long Flexible Driver



PN CODE **DESCRIPTION**
 J4780AG 1/4" Drive 15-1/2" Full Polish Speed Handle



PN CODE **DESCRIPTION**
 J4769 1/4 in. Drive Socket Driver 6 in.



1/4" DRIVE TOOLS



SNAP ON 1/4" DRIVE EXTENSION



PN CODE	DESCRIPTION
TMXK1	1/4" Drive 1-1/4" Extension
TMXK2	1/4" Drive 2" Knurled Extension
TMXK3	1/4" Drive 3" Knurled Extension
TMXK4	1/4" Drive 4" Knurled Extension
TMXK60	1/4" Drive 6" Knurled Extension
TMXK80	1/4" Drive 8" Knurled Extension
TMXK110	1/4" Drive 11" Knurled Extension
TMXK140A	1/4" Drive 14" Knurled Extension
TMXK240	1/4" Drive 24" Extension
TMXK360	1/4" Drive 36" Extension



SNAP ON 1/4" DRIVE EXTENSION SET



PN CODE **DESCRIPTION**
 106BTMX 6 pc 1/4" Drive Knurled Extension Set (1-1/4" to 11")



SNAP ON 1/4" DRIVE EXTENSION INDUSTRIAL FINISH



PN CODE	DESCRIPTION
GTMX2	1/4" Drive 2" Industrial Extension
GTMX4	1/4" Drive 4" Industrial Extension
GTMX60	1/4" Drive 6" Industrial Extension
GTMXK80	1/4" Drive 8" Industrial Knurled Extension
GTMXK110	1/4" Drive 11" Industrial Knurled Extension
GTMX140	1/4" Drive 14" Industrial Extension



PN CODE **DESCRIPTION**
 TM61A 1/4" Drive 6" Flexible Extension



SNAP ON 1/4" DRIVE LOCKING EXTENSION



PN CODE	DESCRIPTION
TMXKL2	1/4" Drive 2" Locking Extension
TMXKL3	1/4" Drive 3" Locking Extension
TMXKL60A	1/4" Drive 6" Locking Extension
TMXKL110A	1/4" Drive 11" Locking Extension
TMXKL114A	1/4" Drive 14" Locking Extension
TMXKL240A	1/4" Drive 24" Locking Extension



PROTO 1/4" DRIVE EXTENSION



PN CODE	DESCRIPTION
J4759	1/4 in. Drive 2 in. Standard Extension
J4760	1/4 in. Drive 3 in. Standard Extension
J4760-04	1/4 in. Drive 4 in. Standard Extension
J4761	1/4 in. Drive 6 in. Standard Extension
J4762	1/4 in. Drive 10 in. Standard Extension
J4763	1/4 in. Drive 14-3/32 in. Standard Extension



PN CODE **DESCRIPTION**
 J4765 1/4 in. Drive 6-1/4" Flexible Extension



PROTO 1/4" DRIVE LOCKING EXTENSION



PN CODE	DESCRIPTION
J4759L	1/4 in. Drive 2 in. Locking Extension
J4761L	1/4 in. Drive 6 in. Locking Extension
J4762L	1/4 in. Drive 10 in. Locking Extension
J4763L	1/4 in. Drive 14 3/32 in. Locking Extension





PN CODE	DESCRIPTION
GFAT1E	1/4" Drive Adaptor (3/8" internal drive x 1/4" external drive)



PN CODE	DESCRIPTION
GTA3	1/4" Drive Adaptor (1/4" internal drive x 3/8" external drive) Industrial Finish



PN CODE	DESCRIPTION
TA3	1/4" Drive Square Drive Adaptor (1/4" internal drive x 3/8" external drive)



PN CODE	DESCRIPTION
1206GS	6 pc Combination Square Drive Adaptor Set



PN CODE	DESCRIPTION
TMU8B	1/4" Drive 1-1/8" Friction Ball Universal Joint



PN CODE	DESCRIPTION
TMUL8	1/4" Drive Locking Collar Universal Joint



PN CODE	DESCRIPTION
103UFTS	3 pc Combination Drive Universal Joint Set



SNAP ON 1/4" DRIVE METRIC TORQUE ADAPTORS - 12 POINT



PN CODE	DESCRIPTION	METRIC	6 POINT
TRDHM6	1/4" Drive 12 Point Metric Torque Adaptor 6mm		
TRDHM7	1/4" Drive 12 Point Metric Torque Adaptor 7mm		
TRDHM8	1/4" Drive 12 Point Metric Torque Adaptor 8mm		



PN CODE	DESCRIPTION
J5255	3/8 in. Drive Adapter Output Drive 1/4"



PN CODE	DESCRIPTION
J5256B	1/4 in. Drive Adapter Output Drive 3/8" Black Oxide



PN CODE	DESCRIPTION
J5256	1/4 in. Drive 1 in. Drive Adapter Output Drive 3/8"



PN CODE	DESCRIPTION
J52006	Adapter Set (6 pc.)



PN CODE	DESCRIPTION
J4770A	1/4 in. Drive Universal Joint Socket

IF IT LOOKS LIKE A SCREWDRIVER, FEELS LIKE A SCREWDRIVER AND TURNS LIKE A SCREWDRIVER, IT'S NOT A PRYBAR.

NEVER USE A SCREWDRIVER, AS A PUNCH, CHISEL, OR PRYBAR.



HAND TOOL SAFETY



SNAP ON 3/8" DRIVE DEEP SOCKETS - 12 POINT

PN CODE	DESCRIPTION	INCH	12 POINT
SF081	3/8" Drive Deep Socket 1/4" - 12 Point		
SF091	3/8" Drive Deep Socket 9/32" - 12 Point		
SF101	3/8" Drive Deep Socket 5/16" - 12 Point		
SF111	3/8" Drive Deep Socket 11/32" - 12 Point		
SF121	3/8" Drive Deep Socket 3/8" - 12 Point		
SF141	3/8" Drive Deep Socket 7/16" - 12 Point		
SF161	3/8" Drive Deep Socket 1/2" - 12 Point		
SF181	3/8" Drive Deep Socket 9/16" - 12 Point		
SF191	3/8" Drive Deep Socket 19/32" - 12 Point		
SF201	3/8" Drive Deep Socket 5/8" - 12 Point		
SF221	3/8" Drive Deep Socket 11/16" - 12 Point		
SF241	3/8" Drive Deep Socket 3/4" - 12 Point		
SF251	3/8" Drive Deep Socket 25/32" - 12 Point		
SF261	3/8" Drive Deep Socket 13/16" - 12 Point		
SF281	3/8" Drive Deep Socket 7/8" - 12 Point		
SF301	3/8" Drive Deep Socket 15/16" - 12 Point		
SF321	3/8" Drive Deep Socket 1" - 12 Point		

SNAP ON 3/8" DRIVE SOCKETS - 12 POINT

PN CODE	DESCRIPTION	INCH	12 POINT
F081	3/8" Drive Socket 1/4" - 12 Point		
F101	3/8" Drive Socket 5/16" - 12 Point		
F111	3/8" Drive Socket 11/32" - 12 Point		
F121	3/8" Drive Socket 3/8" - 12 Point		
F141	3/8" Drive Socket 7/16" - 12 Point		
F161	3/8" Drive Socket 1/2" - 12 Point		
F181	3/8" Drive Socket 9/16" - 12 Point		
F201	3/8" Drive Socket 5/8" - 12 Point		
F221	3/8" Drive Socket 11/16" - 12 Point		
F241	3/8" Drive Socket 3/4" - 12 Point		
F261	3/8" Drive Socket 13/16" - 12 Point		
F281	3/8" Drive Socket 7/8" - 12 Point		
F301	3/8" Drive Socket 15/16" - 12 Point		
F321	3/8" Drive Socket 1" - 12 Point		

SNAP ON 3/8" DRIVE DEEP SOCKET SET - 12 POINT



PN CODE	DESCRIPTION	INCH	12 POINT
2145FY	14 pc 3/8" Drive 12-Point Drive Deep Socket Set (1/4" to 1")		

SNAP ON 3/8" DRIVE DEEP SOCKET SET - 12 POINT



PN CODE	DESCRIPTION	INCH	12 POINT
2115FY	11 pc 3/8" 3/8" Drive 12-Point Deep Socket Set (1/4"-7/8" except 11/32")		

SNAP ON 3/8" DRIVE SOCKET SET - 12 POINT



PN CODE	DESCRIPTION	INCH	12 POINT
211FY	11 pc 3/8" Drive 12-Point Socket Set (1/4, 5/16, 3/8-7/8")		



PROTO 3/8" DRIVE DEEP SOCKETS - 12 POINT

PN CODE	DESCRIPTION	INCH	12 POINT
J5008	3/8" Drive Deep Socket 1/4" - 12 Point		
J5010	3/8" Drive Deep Socket 5/16" - 12 Point		
J5011	3/8" Drive Deep Socket 11/32" - 12 Point		
J5012	3/8" Drive Deep Socket 3/8" - 12 Point		
J5014	3/8" Drive Deep Socket 7/16" - 12 Point		
J5016	3/8" Drive Deep Socket 1/2" - 12 Point		
J5018	3/8" Drive Deep Socket 9/16" - 12 Point		
J5020	3/8" Drive Deep Socket 5/8" - 12 Point		
J5022	3/8" Drive Deep Socket 11/16" - 12 Point		
J5024	3/8" Drive Deep Socket 3/4" - 12 Point		
J5026	3/8" Drive Deep Socket 13/16" - 12 Point		
J5028	3/8" Drive Deep Socket 7/8" - 12 Point		
J5030	3/8" Drive Deep Socket 15/16" - 12 Point		
J5032	3/8" Drive Deep Socket 1" - 12 Point		

PROTO 3/8" DRIVE SOCKETS - 12 POINT

PN CODE	DESCRIPTION	INCH	12 POINT
J5208	3/8" Drive Socket 1/4" - 12 Point		
J5210	3/8" Drive Socket 5/16" - 12 Point		
J5211	3/8" Drive Socket 11/32" - 12 Point		
J5212	3/8" Drive Socket 3/8" - 12 Point		
J5214	3/8" Drive Socket 7/16" - 12 Point		
J5216	3/8" Drive Socket 1/2" - 12 Point		
J5218	3/8" Drive Socket 9/16" - 12 Point		
J5220	3/8" Drive Socket 5/8" - 12 Point		
J5222	3/8" Drive Socket 11/16" - 12 Point		
J5224	3/8" Drive Socket 3/4" - 12 Point		
J5226	3/8" Drive Socket 13/16" - 12 Point		
J5228	3/8" Drive Socket 7/8" - 12 Point		
J5230	3/8" Drive Socket 15/16" - 12 Point		
J5232	3/8" Drive Socket 1" - 12 Point		

PROTO 3/8" DRIVE DEEP SOCKET SET - 12 POINT



PN CODE	DESCRIPTION	INCH	12 POINT
J52112	13 pc. 3/8 in. Drive 12-Point Deep Socket Set (1/4" to 1")		

PROTO 3/8" DRIVE SOCKET SET - 12 POINT



PN CODE	DESCRIPTION	INCH	12 POINT
J52124	13 pc. 3/8 in. Drive 12-Point Socket Set (1/4" to 1")		



SNAP ON 3/8" DRIVE DEEP SOCKETS - SPLINE

PN CODE	DESCRIPTION	INCH	SPLINE
FEL120B	3/8" Drive #12, 3/8" Hex, Deep Spline Socket		
FEL140B	3/8" Drive #14, 7/16" Hex, Deep Spline Socket		
FEL160B	3/8" Drive #16, 1/2" Hex, Deep Spline Socket		
FEL180B	3/8" Drive #18, 9/16" Hex, Deep Spline Socket		
FEL200B	3/8" Drive #20, 5/8" Hex, Deep Spline Socket		

SNAP ON 3/8" DRIVE SOCKETS - SPLINE

PN CODE	DESCRIPTION	INCH	SPLINE
FES120B	3/8" Drive #12, 3/8" Hex, Spline Socket		
FES140B	3/8" Drive #14, 7/16" Hex, Spline Socket		
FES160B	3/8" Drive #16, 1/2" Hex, Spline Socket		
FES180B	3/8" Drive #18, 9/16" Hex, Spline Socket		
FES200B	3/8" Drive #20, 5/8" Hex, Spline Socket		

SNAP ON 3/8" DRIVE HEX BIT SOCKETS

PN CODE	DESCRIPTION	INCH	HEX
FA4E	3/8" Drive SAE 1/8" Standard Hex Bit Socket Driver		
FA4.5E	3/8" Drive SAE 9/64" Standard Hex Bit Socket Driver		
FA5E	3/8" Drive SAE 5/32" Standard Hex Bit Socket Driver		
FA6E	3/8" Drive SAE 3/16" Standard Hex Bit Socket Driver		
FA7E	3/8" Drive SAE 7/32" Standard Hex Bit Socket Driver		
FA8E	3/8" Drive SAE 1/4" Standard Hex Bit Socket Driver		
FA10E	3/8" Drive SAE 5/16" Standard Hex Bit Socket Driver		
FA12E	3/8" Drive SAE 3/8" Standard Hex Bit Socket Driver		

SNAP ON 3/8" DRIVE UNIVERSAL SOCKETS - 12 POINT

PN CODE	DESCRIPTION	INCH	12 POINT
FU10B	3/8" Drive 12-Point 5/16" Universal Socket		
FU12B	3/8" Drive 12-Point 3/8" Universal Socket		
FU14B	3/8" Drive 12-Point 7/16" Universal Socket		
FU16B	3/8" Drive 12-Point 1/2" Universal Socket		
FU18B	8" Drive 12-Point 9/16" Universal Socket		
FU20B	3/8" Drive 12-Point 5/8" Universal Socket		
FU22B	3/8" Drive 12-Point 11/16" Universal Socket		
FU24B	3/8" Drive 12-Point 3/4" Universal Socket		
FU26B	3/8" Drive 12-Point 13/16" Universal Socket		
FU28B	3/8" Drive 12-Point 7/8" Universal Socket		
FU30B	3/8" Drive 12-Point 15/16" Universal Socket		
FU32B	3/8" Drive 12-Point 1" Universal Socket		

SNAP ON 3/8" DRIVE UNIVERSAL SOCKETS - 6 POINT

PN CODE	DESCRIPTION	INCH	6 POINT
FS12B	3/8" Drive 6-Point 3/8" Drive Universal Socket		
FS14B	3/8" Drive 6-Point 7/16" Drive Universal Socket		
FS16B	3/8" Drive 6-Point 1/2" Drive Universal Socket		
FS18B	3/8" Drive 6-Point 9/16" Drive Universal Socket		
FS20B	3/8" Drive 6-Point 5/8" Drive Universal Socket		
FES22B	3/8" Drive 6-Point 11/16" Drive Universal Socket		
FES24B	3/8" Drive 6-Point 3/4" Drive Universal Socket		

SNAP ON 3/8" DRIVE SOCKETS - SPLINE

PN CODE	DESCRIPTION	INCH	SPLINE
FESU120B	3/8" Drive #12, 3/8" Hex, Universal Spline Socket		
FESU140B	3/8" Drive #14, 7/16" Hex, Universal Spline Socket		
FESU160B	3/8" Drive #16, 1/2" Hex, Universal Spline Socket		
FESU180B	3/8" Drive #18, 9/16" Hex, Universal Spline Socket		



PROTO 3/8" DRIVE DEEP SOCKETS - SPLINE

PN CODE	DESCRIPTION	INCH	SPLINE
J5012SPL	3/8 in. Drive 3/8 in. #12 Deep Spline Socket		
J5014SPL	3/8 in. Drive 7/16 in. #14 Deep Spline Socket		
J5016SPL	3/8 in. Drive 1/2 in. #16 Deep Spline Socket		
J5018SPL	3/8 in. Drive 9/16 in. #18 Deep Spline Socket		
J5020SPL	3/8 in. Drive 5/8 in. #20 Deep Spline Socket		

PROTO 3/8" DRIVE SOCKETS - SPLINE

PN CODE	DESCRIPTION	INCH	SPLINE
J5212SPL	3/8 in. Drive 3/8 in. #12 Spline Socket		
J5214SPL	3/8 in. Drive 7/16 in. #14 Spline Socket		
J5216SPL	3/8 in. Drive 1/2 in. #16 Spline Socket		
J5218SPL	3/8 in. Drive 9/16 in. #18 Spline Socket		
J5220SPL	3/8 in. Drive 5/8 in. #20 Spline Socket		

PROTO 3/8" DRIVE HEX BIT SOCKETS

PN CODE	DESCRIPTION	INCH	HEX
J49901/8	3/8 in. Drive 1/8 in. Standard Hex Bit Socket		
J49909/64	3/8 in. Drive 9/64 in. Standard Hex Bit Socket		
J49905/32	3/8 in. Drive 5/32 in. Standard Hex Bit Socket		
J49903/16	3/8 in. Drive 3/16 in. Standard Hex Bit Socket		
J49907/32	3/8 in. Drive 7/32 in. Standard Hex Bit Socket		
J49901/4	3/8 in. Drive 1/4 in. Standard Hex Bit Socket		
J49905/16	3/8 in. Drive 5/16 in. Standard Hex Bit Socket		
J49903/8	3/8 in. Drive 3/8 in. Standard Hex Bit Socket		

PROTO 3/8" DRIVE UNIVERSAL SOCKETS - 12 POINT

PN CODE	DESCRIPTION	INCH	12 POINT
J5272A	3/8 in. Drive 5/16 in. 12-Point Universal Socket		
J5273A	3/8 in. Drive 3/8 in. 12-Point Universal Socket		
J5274A	3/8 in. Drive 7/16 in. 12-Point Universal Socket		
J5275A	3/8 in. Drive 1/2 in. 12-Point Universal Socket		
J5276A	3/8 in. Drive 9/16 in. 12-Point Universal Socket		
J5277A	3/8 in. Drive 5/8 in. 12-Point Universal Socket		
J5278A	3/8 in. Drive 11/16 in. 12-Point Universal Socket		
J5279A	3/8 in. Drive 3/4 in. 12-Point Universal Socket		
J5280A	3/8 in. Drive 13/16 in. 12-Point Universal Socket		
J5281A	3/8 in. Drive 7/8 in. 12-Point Universal Socket		
J5282A	3/8 in. Drive 15/16 in. 12-Point Universal Socket		
J5283A	3/8 in. Drive 1 in. 12-Point Universal Socket		

PROTO 3/8" DRIVE UNIVERSAL SOCKETS - 6 POINT

PN CODE	DESCRIPTION	INCH	6 POINT
J5273HA	3/8 in. Drive 3/8 in. 6-Point Universal Socket		
J5274HA	3/8 in. Drive 7/16 in. 6-Point Universal Socket		
J5275HA	3/8 in. Drive 1/2 in. 6-Point Universal Socket		
J5276HA	3/8 in. Drive 9/16 in. 6-Point Universal Socket		
J5277HA	3/8 in. Drive 5/8 in. 6-Point Universal Socket		
J5278HA	3/8 in. Drive 11/16 in. 6-Point Universal Socket		
J5279HA	3/8 in. Drive 3/4 in. 6-Point Universal Socket		

3/8" DRIVE TOOLS



SNAP ON 3/8" DRIVE HEX BIT SOCKET SET



PN CODE	DESCRIPTION	INCH	HEX
208EFAY	8 pc 3/8" Drive Standard Hex Bit Socket Set (1/8"-3/8"+ 9/64")		



SNAP ON 3/8" DRIVE UNIVERSAL SOCKET SET - 12 POINT



PN CODE	DESCRIPTION	INCH	12 POINT
206FUA	6 pc 3/8" Drive 12-Point Universal Socket Set (7/16-3/4")		

SNAP ON 3/8" DRIVE UNIVERSAL SOCKET SET - 12 POINT



PN CODE	DESCRIPTION	INCH	12 POINT
212FUY	12 pc 3/8" Drive 12-Point Universal Socket Set (5/16-1")		



SNAP ON 3/8" DRIVE UNIVERSAL SOCKET SET - 6 POINT



PN CODE	DESCRIPTION	INCH	12 POINT
206AFSA	6 pc 3/8" Drive 6-Point Universal Socket Set (7/16-3/4")		



SNAP ON 3/8" DRIVE DEEP SOCKETS - 12 POINT INDUSTRIAL FINISH

PN CODE	DESCRIPTION	INCH	12 POINT
GSF081	3/8" Drive Deep Socket 1/4" - 12 Point Industrial Finish		
GSF101	3/8" Drive Deep Socket 5/16" - 12 Point Industrial Finish		
GSF121	3/8" Drive Deep Socket 3/8" - 12 Point Industrial Finish		
GSF141	3/8" Drive Deep Socket 7/16" - 12 Point Industrial Finish		
GSF161	3/8" Drive Deep Socket 1/2" - 12 Point Industrial Finish		
GSF181	3/8" Drive Deep Socket 9/16" - 12 Point Industrial Finish		
GSF201	3/8" Drive Deep Socket 5/8" - 12 Point Industrial Finish		
GSF221	3/8" Drive Deep Socket 11/16" - 12 Point Industrial Finish		
GSF241	3/8" Drive Deep Socket 3/4" - 12 Point Industrial Finish		
GSF261	3/8" Drive Deep Socket 13/16" - 12 Point Industrial Finish		
GSF281	3/8" Drive Deep Socket 7/8" - 12 Point Industrial Finish		
GSF301	3/8" Drive Deep Socket 15/16" - 12 Point Industrial Finish		
GSF321	3/8" Drive Deep Socket 1" - 12 Point Industrial Finish		



SNAP ON 3/8" DRIVE SOCKETS - 12 POINT INDUSTRIAL FINISH

PN CODE	DESCRIPTION	INCH	12 POINT
GF081	3/8" Drive Socket 1/4" - 12 Point Industrial Finish		
GF101	3/8" Drive Socket 5/16" - 12 Point Industrial Finish		
GF111	3/8" Drive Socket 11/32" - 12 Point Industrial Finish		
GF121	3/8" Drive Socket 3/8" - 12 Point Industrial Finish		
GF141	3/8" Drive Socket 7/16" - 12 Point Industrial Finish		
GF161	3/8" Drive Socket 1/2" - 12 Point Industrial Finish		
GF181	3/8" Drive Socket 9/16" - 12 Point Industrial Finish		
GF191	3/8" Drive Socket 19/32" - 12 Point Industrial Finish		
GF201	3/8" Drive Socket 5/8" - 12 Point Industrial Finish		
GF221	3/8" Drive Socket 11/16" - 12 Point Industrial Finish		
GF241	3/8" Drive Socket 3/4" - 12 Point Industrial Finish		
GF261	3/8" Drive Socket 13/16" - 12 Point Industrial Finish		
GF281	3/8" Drive Socket 7/8" - 12 Point Industrial Finish		
GF301	3/8" Drive Socket 15/16" - 12 Point Industrial Finish		
GF321	3/8" Drive Socket 1" - 12 Point Industrial Finish		



PROTO 3/8" DRIVE HEX BIT SOCKET SET



PN CODE	DESCRIPTION	INCH	HEX
J4900-7C	7 pc 3/8" Drive Standard Hex Bit Socket Set (1/8-3/8")		

PROTO 3/8" DRIVE UNIVERSAL SOCKET SET - 12 POINT



PN CODE	DESCRIPTION	INCH	12 POINT
J52102	7 pc. 3/8 in. Drive 12-Point Universal Socket Set (3/8"-3/4")		

PROTO 3/8" DRIVE UNIVERSAL SOCKET SET - 6 POINT



PN CODE	DESCRIPTION	INCH	12 POINT
J52100	7 pc 3/8 in. Drive 6-Point Universal Socket Set (3/8"-3/4")		

PROTO 3/8" DRIVE DEEP SOCKETS - 12 POINT BLACK OXIDE

PN CODE	DESCRIPTION	INCH	12 POINT
J5012B	3/8" Drive Deep Socket 3/8" - 12 Point Black Oxide		
J5014B	3/8" Drive Deep Socket 7/16" - 12 Point Black Oxide		
J5016B	3/8" Drive Deep Socket 1/2" - 12 Point Black Oxide		
J5018B	3/8" Drive Deep Socket 9/16" - 12 Point Black Oxide		
J5020B	3/8" Drive Deep Socket 5/8" - 12 Point Black Oxide		
J5022B	3/8" Drive Deep Socket 11/16" - 12 Point Black Oxide		
J5024B	3/8" Drive Deep Socket 3/4" - 12 Point Black Oxide		
J5026B	3/8" Drive Deep Socket 13/16" - 12 Point Black Oxide		
J5028B	3/8" Drive Deep Socket 7/8" - 12 Point Black Oxide		
J5030B	3/8" Drive Deep Socket 15/16" - 12 Point Black Oxide		
J5032B	3/8" Drive Deep Socket 1" - 12 Point Black Oxide		

PROTO 3/8" DRIVE SOCKETS - 12 POINT BLACK OXIDE

PN CODE	DESCRIPTION	INCH	12 POINT
J5208B	3/8" Drive Socket 1/4" - 12 Point Black Oxide		
J5210B	3/8" Drive Socket 5/16" - 12 Point Black Oxide		
J5212B	3/8" Drive Socket 3/8" - 12 Point Black Oxide		
J5214B	3/8" Drive Socket 7/16" - 12 Point Black Oxide		
J5216B	3/8" Drive Socket 1/2" - 12 Point Black Oxide		
J5218B	3/8" Drive Socket 9/16" - 12 Point Black Oxide		
J5220B	3/8" Drive Socket 5/8" - 12 Point Black Oxide		
J5222B	3/8" Drive Socket 11/16" - 12 Point Black Oxide		
J5224B	3/8" Drive Socket 3/4" - 12 Point Black Oxide		
J5226B	3/8" Drive Socket 13/16" - 12 Point Black Oxide		
J5228B	3/8" Drive Socket 7/8" - 12 Point Black Oxide		
J5230B	3/8" Drive Socket 15/16" - 12 Point Black Oxide		
J5232B	3/8" Drive Socket 1" - 12 Point Black Oxide		

3/8" DRIVE TOOLS



PROTO 3/8" DRIVE DEEP METRIC SOCKETS - 12 POINT

PN CODE	DESCRIPTION	METRIC	12 POINT
J5006M	3/8" Drive Deep Socket 6mm - 12 Point		
J5007M	3/8" Drive Deep Socket 7mm - 12 Point		
J5008M	3/8" Drive Deep Socket 8mm - 12 Point		
J5009M	3/8" Drive Deep Socket 9mm - 12 Point		
J5010M	3/8" Drive Deep Socket 10mm - 12 Point		
J5011M	3/8" Drive Deep Socket 11mm - 12 Point		
J5012M	3/8" Drive Deep Socket 12mm - 12 Point		
J5013M	3/8" Drive Deep Socket 13mm - 12 Point		
J5014M	3/8" Drive Deep Socket 14mm - 12 Point		
J5015M	3/8" Drive Deep Socket 15mm - 12 Point		
J5016M	3/8" Drive Deep Socket 16mm - 12 Point		
J5017M	3/8" Drive Deep Socket 17mm - 12 Point		
J5018M	3/8" Drive Deep Socket 18mm - 12 Point		
J5019M	3/8" Drive Deep Socket 19mm - 12 Point		
J5020M	3/8" Drive Deep Socket 20mm - 12 Point		
J5021M	3/8" Drive Deep Socket 21mm - 12 Point		
J5022M	3/8" Drive Deep Socket 22mm - 12 Point		
J5023M	3/8" Drive Deep Socket 23mm - 12 Point		
J5026M	3/8" Drive Deep Socket 26mm - 12 Point		



PROTO 3/8" DRIVE METRIC SOCKETS - 12 POINT

PN CODE	DESCRIPTION	METRIC	12 POINT
J5206M	3/8" Drive Socket 6mm - 12 Point		
J5207M	3/8" Drive Socket 7mm - 12 Point		
J5208M	3/8" Drive Socket 8mm - 12 Point		
J5209M	3/8" Drive Socket 9mm - 12 Point		
J5210M	3/8" Drive Socket 10mm - 12 Point		
J5211M	3/8" Drive Socket 11mm - 12 Point		
J5212M	3/8" Drive Socket 12mm - 12 Point		
J5213M	3/8" Drive Socket 13mm - 12 Point		
J5214M	3/8" Drive Socket 14mm - 12 Point		
J5215M	3/8" Drive Socket 15mm - 12 Point		
J5216M	3/8" Drive Socket 16mm - 12 Point		
J5217M	3/8" Drive Socket 17mm - 12 Point		
J5218M	3/8" Drive Socket 18mm - 12 Point		
J5219M	3/8" Drive Socket 19mm - 12 Point		
J5220M	3/8" Drive Socket 20mm - 12 Point		
J5221M	3/8" Drive Socket 21mm - 12 Point		
J5222M	3/8" Drive Socket 22mm - 12 Point		
J5223M	3/8" Drive Socket 23mm - 12 Point		
J5224M	3/8" Drive Socket 24mm - 12 Point		
J5225M	3/8" Drive Socket 25mm - 12 Point		
J5226M	3/8" Drive Socket 26mm - 12 Point		



PROTO 3/8" DRIVE DEEP METRIC SOCKET SET - 12 POINT



PN CODE	DESCRIPTION	METRIC	12 POINT
J52209	3/8" Drive 12 Piece Metric Deep Socket Set - 12 Point (8mm to 19mm)		

PROTO 3/8" DRIVE METRIC SOCKET SET - 12 POINT



PN CODE	DESCRIPTION	METRIC	12 POINT
J52216	3/8" Drive 12 Piece Metric Socket Set - 12 Point (8mm to 19mm)		



PROTO 3/8" DRIVE METRIC UNIVERSAL SOCKETS - 12 POINT

PN CODE	DESCRIPTION	METRIC	12 POINT
J5272AM	3/8" Drive 12 Point Universal Socket 9mm		
J5273AM	3/8" Drive 12 Point Universal Socket 10mm		
J5274AM	3/8" Drive 12 Point Universal Socket 11mm		
J5275AM	3/8" Drive 12 Point Universal Socket 12mm		
J5276AM	3/8" Drive 12 Point Universal Socket 13mm		
J5277AM	3/8" Drive 12 Point Universal Socket 14mm		
J5278AM	3/8" Drive 12 Point Universal Socket 15mm		
J5279AM	3/8" Drive 12 Point Universal Socket 16mm		
J5280AM	3/8" Drive 12 Point Universal Socket 17mm		
J5281AM	3/8" Drive 12 Point Universal Socket 18mm		
J5282AM	3/8" Drive 12 Point Universal Socket 19mm		

PROTO 3/8" DRIVE METRIC UNIVERSAL SOCKET SET



PN CODE	DESCRIPTION	METRIC	12 POINT
J52200	3/8" Drive 7 Piece Metric Universal Socket Set (9mm to 15mm) - 12 Point		

PROTO 3/8" DRIVE HEX BIT SOCKETS

PN CODE	DESCRIPTION	METRIC	HEX
J4990-4M	3/8" Drive Hex Bit Socket 4mm		
J4990-5M	3/8" Drive Hex Bit Socket 5mm		
J4990-6M	3/8" Drive Hex Bit Socket 6mm		
J4990-7M	3/8" Drive Hex Bit Socket 7mm		
J4990-8M	3/8" Drive Hex Bit Socket 8mm		
J4990-9M	3/8" Drive Hex Bit Socket 9mm		
J4990-10M	3/8" Drive Hex Bit Socket 10mm		

PROTO 3/8" DRIVE METRIC HEX BIT SOCKET SET



PN CODE	DESCRIPTION	METRIC	HEX
J4990-SMA	3/8" Drive 7 Piece Metric Hex Bit Socket (4mm to 10mm)		

SNAP ON COMBINATION DRIVE METRIC HEX BIT SOCKETS

PN CODE	DESCRIPTION	METRIC	HEX
TMAM2E	1/4" Drive Hex Bit Socket 2mm		
TMAM2.5E	1/4" Drive Hex Bit Socket 2.5mm		
TMAM3E	1/4" Drive Hex Bit Socket 3mm		
FAM4E	3/8" Drive Hex Bit Socket 4mm		
FAM5E	3/8" Drive Hex Bit Socket 5mm		
FAM6E	3/8" Drive Hex Bit Socket 6mm		
FAM7E	3/8" Drive Hex Bit Socket 7mm		
FAM8E	3/8" Drive Hex Bit Socket 8mm		
FAM9E	3/8" Drive Hex Bit Socket 9mm		
FAM10E	3/8" Drive Hex Bit Socket 10mm		

SNAP ON COMBINATION DRIVE METRIC HEX BIT SOCKET SET



PN CODE	DESCRIPTION	METRIC	HEX
210EFTAMY	Combination Drive 10 Piece Metric Hex Bit Socket Set (2mm to 10mm)		



PN CODE	DESCRIPTION
F80	3/8" Drive Dual 80° Technology Standard Handle Ratchet



PN CODE	DESCRIPTION
GF80	3/8" Drive Dual 80° Technology Standard Industrial Handle Ratchet



PN CODE	DESCRIPTION
FL80	3/8" Drive Dual 80° Technology Long Handle Ratchet



PN CODE	DESCRIPTION
FLL80	3/8" Drive Dual 80° Technology Extra Long Handle Ratchet



PN CODE	DESCRIPTION
FLF80A	3/8" Drive Dual 80° Technology Long Handle Flex-Head Ratchet



PN CODE	DESCRIPTION
FLLF80	3/8" Drive Dual 80° Technology Extra-Long Handle Flex-Head Ratchet



PN CODE	DESCRIPTION
J5249HTC	8 in. Standard Precision 90T Pear Head Ratchet



PN CODE	DESCRIPTION
J5249HTCBL	8 in. Standard Precision 90T Pear Head Ratchet Black Oxide



PN CODE	DESCRIPTION
J5250HTC	13 in. Standard Precision 90T Pear Head Ratchet



PN CODE	DESCRIPTION
J5249HTCF	8 in. Standard Precision 90T Pear Flex-Head Ratchet



PN CODE	DESCRIPTION
J5250HTCF	13 in. Standard Precision 90T Pear Flex-Head Ratchet





PN CODE	DESCRIPTION
F12LB	3/8" Drive 11-9/16" Long Handle Breaker Bar



PN CODE	DESCRIPTION
F4LB	3/8" Drive 17-27/32" Speeder Drive Handle



PN CODE	DESCRIPTION
F5L	3/8" Drive 8" Sliding T-Handle



PN CODE	DESCRIPTION
SGF50CR	3/8" Drive Instinct® Soft Grip Handled Driver (Red)



PN CODE	DESCRIPTION
J5266	1/4 in. Drive Hinge Handle Drive Tool



PN CODE	DESCRIPTION
J5285	3/8-Inch Drive Sliding T-Handle, 8-Inch



PN CODE	DESCRIPTION
F18LA	3/8" Drive 18" Extra-Long Handle Breaker Bar



PN CODE	DESCRIPTION
F4LBK	3/8" Drive 16-5/8" Speeder with Comfort Knob



PN CODE	DESCRIPTION
F40B	3/8" Drive 5-15/16" Hard Handle Stubby Shank Driver



PN CODE	DESCRIPTION
J5280AG	3/8-inch Drive 17-1/2-inch Full Polish Speed Handle



SNAP ON 3/8" DRIVE EXTENSION



PN CODE	DESCRIPTION
FX1	3/8" Drive 1-1/2" Friction Ball Extension
FX2	3/8" Drive 2" Knurled Friction Ball Extension
FXK3	3/8" Drive 3" Knurled Friction Ball Extension
FXK4	3/8" Drive 4" Knurled Friction Ball Extension
FXK6	3/8" Drive 6" Knurled Friction Ball Extension
FXK8	3/8" Drive 8" Knurled Friction Ball Extension
FXK11	3/8" Drive 11" Knurled Friction Ball Extension
FX12	3/8" Drive 12" Friction Ball Extension
FX18	3/8" Drive 18" Friction Ball Extension
FX24A	3/8" Drive 24" Friction Ball Extension
FX36	3/8" Drive 36" Friction Ball Extension



SNAP ON 3/8" DRIVE LOCKING EXTENSION



PN CODE	DESCRIPTION
FXKL3A	3/8" Drive 3" Locking Extension
FXKL6A	3/8" Drive 6" Locking Extension
FXKL8A	3/8" Drive 8" Locking Extension
FXKL11A	3/8" Drive 11" Locking Extension
FXKL12A	3/8" Drive 12" Locking Extension
FXKL24	3/8" Drive 24" Locking Extension



SNAP ON 3/8" DRIVE EXTENSION INDUSTRIAL FINISH



PN CODE	DESCRIPTION
GFX1	3/8" Drive 1-1/2" Friction Ball Extension
GFXK3	3/8" Drive 3" Friction Ball Extension
GFXK6	3/8" Drive 6" Friction Ball Extension
GFXK8	3/8" Drive 8" Friction Ball Extension
GFXK11	3/8" Drive 11" Friction Ball Extension



SNAP ON 3/8" DRIVE SQUARE ADAPTOR



PN CODE	DESCRIPTION
AB3042	3/8" Drive 2" Long 1/4" Hex-To-3/8" Square Adaptor
AB3044	3/8" Drive 4" Long 1/4" Hex-To-3/8" Square Adaptor
GFXK6	3/8" Drive 6" Long 1/4" Hex-To-3/8" Square Adaptor



SNAP ON 3/8" DRIVE EXTENSION SET



PN CODE	DESCRIPTION
206AFX	6 pc 3/8" Drive Knurled Extension Set (1-1/2" to 11")



PROTO 3/8" DRIVE EXTENSION



PN CODE	DESCRIPTION
J5259	3/8 in. Drive 1-3/4 in. Standard Extension
J5260	3/8 in. Drive 3 in. Standard Extension
J5260-06	3/8 in. Drive 6 in. Standard Extension
J5261	3/8 in. Drive 8 in. Standard Extension
J5262	3/8 in. Drive 12 in. Standard Extension
J5263	3/8 in. Drive 17-3/16 in. Standard Extension

PROTO 3/8" DRIVE LOCKING EXTENSION



PN CODE	DESCRIPTION
J5260-03L	3/8 in. Drive 3 in. Locking Extension
J5260-06L	3/8 in. Drive 6 in. Locking Extension
J5261L	3/8 in. Drive 8 in. Locking Extension
J5262L	3/8 in. Drive 12 in. Locking Extension

PROTO 3/8" DRIVE EXTENSION BLACK OXIDE



PN CODE	DESCRIPTION
J5259B	3/8 in. Drive 1-3/4 in. Black Oxide Extension
J5260B	3/8 in. Drive 3 in. Black Oxide Extension
J5260-06B	3/8 in. Drive 6 in. Black Oxide Extension
J5262B	3/8 in. Drive 12 in. Black Oxide Extension



SNAP ON 3/8" DRIVE EXTENSION SET



PN CODE	DESCRIPTION
208AFX	8 pc 3/8" Drive Knurled Extension Set (1-1/2" to 24")

3/8" DRIVE TOOLS



PN CODE	DESCRIPTION
GFAT1E	1/4" Drive Adaptor (3/8" internal drive x 1/4" external drive)



PN CODE	DESCRIPTION
A2A	3/8" Drive Adaptor (3/8" internal drive x 1/2" external drive)



PN CODE	DESCRIPTION
GSAF1F	1/2" Drive Adaptor (1/2" internal drive x 3/8" external drive)



PN CODE	DESCRIPTION
GTA3	1/4" Drive Adaptor (1/4" internal drive x 3/8" external drive), Industrial Finish



PN CODE	DESCRIPTION
TA3	1/4" Drive Square Drive Adaptor (1/4" internal drive x 3/8" external drive)



PN CODE	DESCRIPTION
GAF2A	3/8" Drive Square Drive Adaptor (3/8" internal drive x 1/2" external drive)



PN CODE	DESCRIPTION
206EAU	6 pc 3/8" Drive Adaptor/Extension Set



PN CODE	DESCRIPTION
1206GS	6 pc Combination Square Drive Adaptor Set



PN CODE	DESCRIPTION
FU8A	3/8" Drive 2-1/16" Friction Ball Universal Joint



PN CODE	DESCRIPTION
GFU8A	3/8" Drive 2-1/16" Friction Ball Universal Joint



PN CODE	DESCRIPTION
103UFTS	3 pc Combination Drive Universal Joint Set



PN CODE	DESCRIPTION
J5255	3/8 in. Drive Adapter Output Drive 1/4"



PN CODE	DESCRIPTION
J5253	3/8 in. Drive Adapter Output Drive 1/2"



PN CODE	DESCRIPTION
J5254	1/2" Drive Adaptor (3/8" external drive)



PN CODE	DESCRIPTION
J5256B	1/4 in. Drive Adapter Output Drive 3/8" Black Oxide



PN CODE	DESCRIPTION
J5256	1/4 in. Drive 1 in. Drive Adapter Output Drive 3/8"



PN CODE	DESCRIPTION
J5253B	3/8 in. Drive 1-7/16 in. Drive Adapter Output Drive 1/2"



PN CODE	DESCRIPTION
J52006	Adapter Set (6 pc.)



PN CODE	DESCRIPTION
J5270A	3/8 in. Drive Universal Joint Socket



PN CODE	DESCRIPTION
J5270AB	3/8 in. Drive Black Oxide Universal Joint Socket



PN CODE	DESCRIPTION
J5112	3/8 in. Drive 3/8 in. 12-Point Torque Adapter



3/8" DRIVE TOOLS



SNAP ON 3/8" DRIVE TORQUE ADAPTOR - 12 POINT

PN CODE	DESCRIPTION	INCH	12 POINT
FRDHM8	3/8" Drive 12-Point Metric 8 mm Torque Adaptor		
FRDHM10	3/8" Drive 12-Point Metric 10 mm Torque Adaptor		
FRDHM12	3/8" Drive 12-Point Metric 12 mm Torque Adaptor		
FRDHM13	3/8" Drive 12-Point Metric 13 mm Torque Adaptor		
FRDHM14	3/8" Drive 12-Point Metric 14 mm Torque Adaptor		
FRDHM15	3/8" Drive 12-Point Metric 15 mm Torque Adaptor		
FRDHM16	3/8" Drive 12-Point Metric 16 mm Torque Adaptor		
FRDHM17	3/8" Drive 12-Point Metric 17 mm Torque Adaptor		
FRDHM18	3/8" Drive 12-Point Metric 18 mm Torque Adaptor		
FRDHM19	3/8" Drive 12-Point Metric 19 mm Torque Adaptor		
FRDHM21	3/8" Drive 12-Point Metric 21 mm Torque Adaptor		
FRDHM22	3/8" Drive 12-Point Metric 22 mm Torque Adaptor		



SNAP ON 3/8" DRIVE TORQUE ADAPTOR - SPLINE

PN CODE	DESCRIPTION	INCH	SPLINE
FRES7	3/8" Drive SAE #7, 7/32" Hex, Spline Torque Adaptor		
FRES8	3/8" Drive SAE #8, 1/4" Hex, Spline Torque Adaptor		
FRES9	3/8" Drive SAE #9, 9/32" Hex, Spline Torque Adaptor		
FRES10	3/8" Drive SAE #10, 5/16" Hex, Spline Torque Adaptor		
FRES12	3/8" Drive SAE #12, 3/8" Hex, Spline Torque Adaptor		
FRES14	3/8" Drive SAE #14, 7/16" Hex, Spline Torque Adaptor		
FRES16	3/8" Drive SAE #16, 1/2" Hex, Spline Torque Adaptor		
FRES18	3/8" Drive SAE #18, 9/16" Hex, Spline Torque Adaptor		
FRES20	3/8" Drive SAE #20, 5/8" Hex, Spline Torque Adaptor		
FRES22	3/8" Drive SAE #22, 11/16" Hex, Spline Torque Adaptor		
FRES24	3/8" Drive SAE #24, 3/4" Hex, Spline Torque Adaptor		



SNAPON 3/8" DRIVE TORQUE ADAPTOR SET



PN CODE	DESCRIPTION
208FRDHM	8 pc 3/8" Drive 12-Point Metric Torque Adaptor Set (10-16, 18-19 mm)



SNAP ON 3/8" DRIVE TORQUE ADAPTOR - 12 POINT

PN CODE	DESCRIPTION	INCH	12 POINT
FRDH101	3/8" Drive 12-Point SAE 5/16" Torque Adaptor		
FRDH121	3/8" Drive 12-Point SAE 3/8" Torque Adaptor		
FRDH141	3/8" Drive 12-Point SAE 7/16" Torque Adaptor		
FRDH161	3/8" Drive 12-Point SAE 1/2" Torque Adaptor		
FRDH181	3/8" Drive 12-Point SAE 9/16" Torque Adaptor		
FRDH201	3/8" Drive 12-Point SAE 5/8" Torque Adaptor		
FRDH221	3/8" Drive 12-Point SAE 11/16" Torque Adaptor		
FRDH241	3/8" Drive 12-Point SAE 3/4" Torque Adaptor		
FRDH281	3/8" Drive 12-Point SAE 7/8" Torque Adaptor		
FRDH301	3/8" Drive 12-Point SAE 15/16" Torque Adaptor		



SNAPON 3/8" DRIVE TORQUE ADAPTOR SET



PN CODE	DESCRIPTION
208FRDH	8 pc 3/8" Drive Standard Torque Adaptor Set (5/16-3/4")

SNAP ON 3/8" DRIVE METRIC TORQUE ADAPTOR - 12 POINT

PN CODE	DESCRIPTION	METRIC	12 POINT
FRDHM10	3/8" Drive 12-Point Metric Torque Adaptor 10mm		
FRDHM12	3/8" Drive 12-Point Metric Torque Adaptor 12mm		
FRDHM13	3/8" Drive 12-Point Metric Torque Adaptor 13mm		
FRDHM14	3/8" Drive 12-Point Metric Torque Adaptor 14mm		
FRDHM15	3/8" Drive 12-Point Metric Torque Adaptor 15mm		
FRDHM16	3/8" Drive 12-Point Metric Torque Adaptor 16mm		
FRDHM18	3/8" Drive 12-Point Metric Torque Adaptor 18mm		
FRDHM19	3/8" Drive 12-Point Metric Torque Adaptor 19mm		



PROTO 3/8" DRIVE TORQUE ADAPTOR - 12 POINT

PN CODE	DESCRIPTION	INCH	12 POINT
J5112	3/8 in. Drive 3/8 in. 12-Point Torque Adapter		
J5114	3/8 in. Drive 7/16 in. 12-Point Torque Adapter		
J5116	3/8 in. Drive 1/2 in. 12-Point Torque Adapter		
J5118	3/8 in. Drive 9/16 in. 12-Point Torque Adapter		
J5120	3/8 in. Drive 5/8 in. 12-Point Torque Adapter		
J5122	3/8 in. Drive 11/16 in. 12-Point Torque Adapter		
J5124	3/8 in. Drive 3/4 in. 12-Point Torque Adapter		
J5128	3/8 in. Drive 7/8 in. 12-Point Torque Adapter		



PROTO 3/8" DRIVE TORQUE ADAPTOR SET



PN CODE	DESCRIPTION
J5100	9 pc. 3/8 in. Drive 12-Point Torque Adapter Set (3/8" to 7/8")

1/2" DRIVE TOOLS



SNAP ON 1/2" DRIVE DEEP SOCKETS - 12 POINT

PN CODE	DESCRIPTION	INCH	12 POINT
S121A	1/2" Drive 12-Point 3/8" Deep Socket		
S141A	1/2" Drive 12-Point 7/16" Deep Socket		
S161A	1/2" Drive 12-Point 1/2" Deep Socket		
S181A	1/2" Drive 12-Point 9/16" Deep Socket		
S201	1/2" Drive 12-Point 5/8" Deep Socket		
S221	1/2" Drive 12-Point 11/16" Deep Socket		
S241	1/2" Drive 12-Point 3/4" Deep Socket		
S251	1/2" Drive 12-Point 25/32" Deep Socket		
S261	1/2" Drive 12-Point 13/16" Deep Socket		
S281	1/2" Drive 12-Point 7/8" Deep Socket		
S301	1/2" Drive 12-Point 15/16" Deep Socket		
S321	1/2" Drive 12-Point 1" Deep Socket		
S341	1/2" Drive 12-Point 1-1/16" Deep Socket		
S361	1/2" Drive 12-Point 1-1/8" Deep Socket		
S381	1/2" Drive 12-Point 1-3/16" Deep Socket		
S401	1/2" Drive 12-Point 1-1/4" Deep Socket		
S421	1/2" Drive 12-Point 1-5/16" Deep Socket		
S441	1/2" Drive 12-Point 1-3/8" Deep Socket		
S461	1/2" Drive 12-Point 1-7/16" Deep Socket		
S481	1/2" Drive 12-Point 1-1/2" Deep Socket		



SNAP ON 1/2" DRIVE DEEP SOCKET SET - 12 POINT



PN CODE	DESCRIPTION	INCH	12 POINT
313SYA	13 pc 1/2" Drive 12-Point Deep Socket Set (3/8 in to 1-1/8")		



SNAP ON 1/2" DRIVE SOCKETS - 12 POINT

PN CODE	DESCRIPTION	INCH	12 POINT
SW121A	1/2" Drive 12-Point 3/8" Socket		
SW141A	1/2" Drive 12-Point 7/16" Socket		
SW161A	1/2" Drive 12-Point 1/2" Socket		
SW181A	1/2" Drive 12-Point 9/16" Socket		
SW201	1/2" Drive 12-Point 5/8" Socket		
SW221	1/2" Drive 12-Point 11/16" Socket		
SW241	1/2" Drive 12-Point 3/4" Socket		
SW261	1/2" Drive 12-Point 13/16" Socket		
SW281	1/2" Drive 12-Point 7/8" Socket		
SW301	1/2" Drive 12-Point 15/16" Socket		
SW321	1/2" Drive 12-Point 1" Socket		
SW341	1/2" Drive 12-Point 1-1/16" Socket		
SW361	1/2" Drive 12-Point 1-1/8" Socket		
SW381	1/2" Drive 12-Point 1-3/16" Socket		
SW401	1/2" Drive 12-Point 1-1/4" Socket		
SW421	1/2" Drive 12-Point 1-5/16" Socket		
SW441	1/2" Drive 12-Point 1-3/8" Socket		
SW461	1/2" Drive 12-Point 1-7/16" Socket		
SW481	1/2" Drive 12-Point 1-1/2" Socket		



SNAP ON 1/2" DRIVE SOCKET SET - 12 POINT



PN CODE	DESCRIPTION	INCH	12 POINT
313SWYA	13 pc 1/2" Drive 12-Point Socket Set (3/8 in to 1-1/8")		



SNAP ON 1/2" DRIVE SOCKETS - SPLINE

PN CODE	DESCRIPTION	INCH	SPLINE
SES161B	1/2" Drive #16, 1/2" Hex, Spline Socket		
SES181B	1/2" Drive #18, 9/16" Hex, Spline Socket		
SES201B	1/2" Drive #20, 5/8" Hex, Spline Socket		
SES221B	1/2" Drive #22, 11/16" Hex, Spline Socket		
SES241B	1/2" Drive #24, 3/4" Hex, Spline Socket		
SES261B	1/2" Drive #26, 13/16" Hex, Spline Socket		
SES281B	1/2" Drive #28, 7/8" Hex, Spline Socket		
SES301B	1/2" Drive #30, 15/16" Hex, Spline Socket		



PROTO 1/2" DRIVE DEEP SOCKETS - 12 POINT

PN CODE	DESCRIPTION	INCH	12 POINT
J5312	1/2 in. Drive 3/8 in. 12-Point Socket		
J5314	1/2 in. Drive 7/16 in. 12-Point Socket		
J5316	1/2 in. Drive 1/2 in. 12-Point Socket		
J5318	1/2 in. Drive 9/16 in. 12-Point Socket		
J5320	1/2 in. Drive 5/8 in. 12-Point Socket		
J5322	1/2 in. Drive 11/16 in. 12-Point Socket		
J5324	1/2 in. Drive 3/4 in. 12-Point Socket		
J5326	1/2 in. Drive 13/16 in. 12-Point Socket		
J5328	1/2 in. Drive 7/8 in. 12-Point Deep Socket		
J5330	1/2 in. Drive 15/16 in. 12-Point Deep Socket		
J5332	1/2 in. Drive 1 in. 12-Point Deep Socket		
J5334	1/2 in. Drive 1-1/16 in. 12-Point Deep Socket		
J5336	1/2 in. Drive 1-1/8 in. 12-Point Deep Socket		
J5338	1/2 in. Drive 1-3/16 in. 12-Point Deep Socket		
J5340	1/2 in. Drive 1-1/4 in. 12-Point Deep Socket		
J5342	1/2 in. Drive 1-5/16 in. 12-Point Deep Socket		
J5344	1/2 in. Drive 1-3/8 in. 12-Point Deep Socket		
J5346	1/2 in. Drive 1-7/16 in. 12-Point Deep Socket		
J5348	1/2 in. Drive 1-1/2 in. 12-Point Deep Socket		

PROTO 1/2" DRIVE DEEP SOCKET SET - 12 POINT



PN CODE	DESCRIPTION	INCH	12 POINT
J54107	1/2 in Drive, 15 Piece, 12-Point, Deep Socket (3/8 in to 1-1/4 in)		

PROTO 1/2" DRIVE SOCKETS - 12 POINT

PN CODE	DESCRIPTION	INCH	12 POINT
J5412	1/2 in. Drive 3/8 in. 12-Point Socket		
J5414	1/2 in. Drive 7/16 in. 12-Point Socket		
J5416	1/2 in. Drive 1/2 in. 12-Point Socket		
J5418	1/2 in. Drive 9/16 in. 12-Point Socket		
J5420	1/2 in. Drive 5/8 in. 12-Point Socket		
J5422	1/2 in. Drive 11/16 in. 12-Point Socket		
J5424	1/2 in. Drive 3/4 in. 12-Point Socket		
J5426	1/2 in. Drive 13/16 in. 12-Point Socket		
J5428	1/2 in. Drive 7/8 in. 12-Point Socket		
J5430	1/2 in. Drive 15/16 in. 12-Point Socket		
J5432	1/2 in. Drive 1 in. 12-Point Socket		
J5434	1/2 in. Drive 1-1/16 in. 12-Point Socket		
J5436	1/2 in. Drive 1-1/8 in. 12-Point Socket		
J5438	1/2 in. Drive 1-3/16 in. 12-Point Socket		
J5440	1/2 in. Drive 1-1/4 in. 12-Point Socket		
J5442	1/2 in. Drive 1-5/16 in. 12-Point Socket		
J5444	1/2 in. Drive 1-3/8 in. 12-Point Socket		
J5446	1/2 in. Drive 1-7/16 in. 12-Point Socket		
J5448	1/2 in. Drive 1-1/2 in. 12-Point Socket		

PROTO 1/2" DRIVE SOCKET SET - 12 POINT



PN CODE	DESCRIPTION	INCH	12 POINT
J54114	1/2 in Drive, 15 Piece, 12-Point, Socket (3/8 in to 1-1/4 in)		

SNAP ON 1/2" DRIVE UNIVERSAL SOCKETS - SPLINE

PN CODE	DESCRIPTION	INCH	6 POINT
SU18	1/2" Drive 6-Point 9/16" Universal Socket		
SU20	1/2" Drive 6-Point 5/8" Universal Socket		
SU22	1/2" Drive 6-Point 11/16" Universal Socket		
SU24	1/2" Drive 6-Point 3/4" Universal Socket		
SU26	1/2" Drive 6-Point 13/16" Universal Socket		
SU28	1/2" Drive 6-Point 7/8" Universal Socket		
SU30	1/2" Drive 6-Point 15/16" Universal Socket		



1/2" DRIVE TOOLS



PROTO 1/2" DRIVE DEEP METRIC SOCKETS - 12 POINT

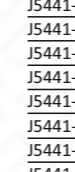
PN CODE	DESCRIPTION	METRIC	12 POINT
J5310M	1/2" Drive Deep Socket 10mm - 12 Point		
J5311M	1/2" Drive Deep Socket 11mm - 12 Point		
J5312M	1/2" Drive Deep Socket 12mm - 12 Point		
J5313M	1/2" Drive Deep Socket 13mm - 12 Point		
J5314M	1/2" Drive Deep Socket 14mm - 12 Point		
J5315M	1/2" Drive Deep Socket 15mm - 12 Point		
J5316M	1/2" Drive Deep Socket 16mm - 12 Point		
J5317M	1/2" Drive Deep Socket 17mm - 12 Point		
J5318M	1/2" Drive Deep Socket 18mm - 12 Point		
J5319M	1/2" Drive Deep Socket 19mm - 12 Point		
J5320M	1/2" Drive Deep Socket 20mm - 12 Point		
J5321M	1/2" Drive Deep Socket 21mm - 12 Point		
J5322M	1/2" Drive Deep Socket 22mm - 12 Point		
J5323M	1/2" Drive Deep Socket 23mm - 12 Point		
J5324M	1/2" Drive Deep Socket 24mm - 12 Point		
J5325M	1/2" Drive Deep Socket 25mm - 12 Point		
J5326M	1/2" Drive Deep Socket 26mm - 12 Point		
J5327M	1/2" Drive Deep Socket 27mm - 12 Point		
J5328M	1/2" Drive Deep Socket 28mm - 12 Point		
J5329M	1/2" Drive Deep Socket 29mm - 12 Point		
J5330M	1/2" Drive Deep Socket 30mm - 12 Point		
J5331M	1/2" Drive Deep Socket 31mm - 12 Point		
J5332M	1/2" Drive Deep Socket 32mm - 12 Point		
J5336M	1/2" Drive Deep Socket 36mm - 12 Point		

PROTO 1/2" DRIVE METRIC SOCKETS - 12 POINT

PN CODE	DESCRIPTION	METRIC	12 POINT
J5408M	1/2" Drive Socket 8mm - 12 Point		
J5409M	1/2" Drive Socket 9mm - 12 Point		
J5410M	1/2" Drive Socket 10mm - 12 Point		
J5411M	1/2" Drive Socket 11mm - 12 Point		
J5412M	1/2" Drive Socket 12mm - 12 Point		
J5413M	1/2" Drive Socket 13mm - 12 Point		
J5414M	1/2" Drive Socket 14mm - 12 Point		
J5415M	1/2" Drive Socket 15mm - 12 Point		
J5416M	1/2" Drive Socket 16mm - 12 Point		
J5417M	1/2" Drive Socket 17mm - 12 Point		
J5418M	1/2" Drive Socket 18mm - 12 Point		
J5419M	1/2" Drive Socket 19mm - 12 Point		
J5420M	1/2" Drive Socket 20mm - 12 Point		
J5421M	1/2" Drive Socket 21mm - 12 Point		
J5422M	1/2" Drive Socket 22mm - 12 Point		
J5423M	1/2" Drive Socket 23mm - 12 Point		
J5424M	1/2" Drive Socket 24mm - 12 Point		
J5425M	1/2" Drive Socket 25mm - 12 Point		
J5426M	1/2" Drive Socket 26mm - 12 Point		
J5427M	1/2" Drive Socket 27mm - 12 Point		
J5428M	1/2" Drive Socket 28mm - 12 Point		
J5429M	1/2" Drive Socket 29mm - 12 Point		
J5430M	1/2" Drive Socket 30mm - 12 Point		
J5431M	1/2" Drive Socket 31mm - 12 Point		
J5432M	1/2" Drive Socket 32mm - 12 Point		
J5434M	1/2" Drive Socket 34mm - 12 Point		
J5436M	1/2" Drive Socket 36mm - 12 Point		
J5438M	1/2" Drive Socket 38mm - 12 Point		

PROTO 1/2" DRIVE METRIC HEX BIT SOCKETS

PN CODE	DESCRIPTION	METRIC	HEX
J5441-6M	1/2" Drive Hex Bit Socket 6mm		
J5441-8M	1/2" Drive Hex Bit Socket 8mm		
J5441-10M	1/2" Drive Hex Bit Socket 10mm		
J5441-12M	1/2" Drive Hex Bit Socket 12mm		
J5441-13M	1/2" Drive Hex Bit Socket 13mm		
J5441-14M	1/2" Drive Hex Bit Socket 14mm		
J5441-15M	1/2" Drive Hex Bit Socket 15mm		
J5441-17M	1/2" Drive Hex Bit Socket 17mm		
J5441-18M	1/2" Drive Hex Bit Socket 18mm		
J5441-19M	1/2" Drive Hex Bit Socket 19mm		



PROTO 1/2" DRIVE DEEP METRIC SOCKET SET - 12 POINT



PN CODE	DESCRIPTION	METRIC	12 POINT
J54207	1/2" Drive 15 Piece Metric Deep Socket Set - 12 Point (10mm to 24mm)		

PROTO 1/2" DRIVE METRIC SOCKET SET - 12 POINT



PN CODE	DESCRIPTION	METRIC	12 POINT
J54206	3/8" Drive 15 Piece Metric Socket Set - 12 Point (10mm to 24mm)		

PROTO 1/2" DRIVE METRIC HEX BIT SOCKET SET



PN CODE	DESCRIPTION	METRIC	HEX
J5441-MA	1/2" Drive 10 Piece Metric Hex Bit Socket Set (6mm to 19mm)		



1/2" DRIVE TOOLS

MODIFY YOUR TOOLS AND THEY COULD BLOW UP IN YOUR FACE.



HAND TOOL SAFETY



PN CODE	DESCRIPTION
S80A	1/2" Drive Dual 80° Technology Standard Handle Ratchet 10-5/16"



PN CODE	DESCRIPTION
GS80A	1/2" Drive 80-Tooth Industrial Finish Ratchet 10-5/16"



PN CODE	DESCRIPTION
SL80A	1/2" Drive Dual 80° Technology Long Handle Ratchet 15"



PN CODE	DESCRIPTION
SLL80A	1/2" Drive Dual 80° Technology Extra-Long Handle Ratchet 23-3/16"



PN CODE	DESCRIPTION
SF80A	1/2" Drive Dual 80° Technology Flex-Head Ratchet 17-11/18"



PN CODE	DESCRIPTION
SLF80A	1/2" Drive Dual 80° Technology Long Handle Flex-Head Ratchet 24-13/16"



PN CODE	DESCRIPTION
J5449HTC	6 in. Standard Precision 90T Pear Head Ratchet



PN CODE	DESCRIPTION
J5449HTCBL	11 in. Standard Precision 90T Pear Head Ratchet Black Oxide



PN CODE	DESCRIPTION
J5450HTC	18 in. Standard Precision 90T Pear Head Ratchet



PN CODE	DESCRIPTION
J5426HTC	26 in. Standard Precision 90T Pear Head Ratchet



PN CODE	DESCRIPTION
J5450HTCF	18 in. Standard Precision 90T Pear Flex-Head Ratchet



1/2" DRIVE TOOLS



PN CODE	DESCRIPTION
SN15B	1/2" Drive 15" Standard Handle Breaker Bar



PN CODE	DESCRIPTION
SN24C	1/2" Drive 24" Standard Handle Breaker Bar



PN CODE	DESCRIPTION
SN36	1/2" Drive 36" Standard Handle Breaker Bar



PN CODE	DESCRIPTION
S4	1/2" Drive 18-7/8" Speeder Drive Handle



PN CODE	DESCRIPTION
J5467	1/2 in. Drive 15" Hinge Handle Drive Tool



PN CODE	DESCRIPTION
J5469	1/2 in. Drive 24" Hinge Handle Drive Tool



PN CODE	DESCRIPTION
J5480AG	1/2-inch Drive 18-5/16-inch Full Polish Speed Handle



SNAP ON 1/2" DRIVE EXTENSION



PN CODE	DESCRIPTION
SX2	1/2" Drive 2" Extension
SXK3	1/2" Drive 3-1/2" Extension
SXK5	1/2" Drive 5" Extension
SXK8	1/2" Drive 8" Extension
SXK10	1/2" Drive 10" Extension
SXK11	1/2" Drive 11" Extension
SX15	1/2" Drive 15" Extension
SX20	1/2" Drive 20" Extension
SX24	1/2" Drive 24" Extension
SX36	1/2" Drive 36" Extension



PN CODE	DESCRIPTION
SN18B	1/2" Drive 18" Standard Handle Breaker Bar



PN CODE	DESCRIPTION
SN25A	1/2" Drive 24" 45° Offset Square Breaker Bar



PN CODE	DESCRIPTION
S12L	1/2" Drive 12" Sliding T-Handle



PN CODE	DESCRIPTION
J5468	1/2 in. Drive Hinge Handle Drive Tool



PN CODE	DESCRIPTION
J5485	1/2 in. Drive Sliding T-Handle Drive Tool



PROTO 1/2" DRIVE EXTENSION



PN CODE	DESCRIPTION
J5460	1/2 in. Drive 2-1/2 in. Standard Extension
J5461	1/2 in. Drive 5 in. Standard Extension
J5463	1/2 in. Drive 10 in. Standard Extension
J5464	1/2 in. Drive 20 in. Standard Extension
J5465	1/2 in. Drive 36 in. Standard Extension

1/2" DRIVE TOOLS



PN CODE	DESCRIPTION
GSAF1F	1/2" Drive Adaptor (1/2" internal drive x 3/8" external drive)



PN CODE	DESCRIPTION
A2A	3/8" Drive Adaptor (3/8" internal drive x 1/2" external drive)



PN CODE	DESCRIPTION
GAF2A	3/8" Drive Square Drive Adaptor (1/2" external drive)



PN CODE	DESCRIPTION
GLA12B	1/2" Drive Square Drive Adaptor (3/4" external drive)



PN CODE	DESCRIPTION
GLA51F	3/4" Drive Square Drive Adaptor (1/2" external drive)



PN CODE	DESCRIPTION
S8	1/2" Drive 2-11/16" Friction Ball Universal Joint



PN CODE	DESCRIPTION
GU8	1/2" Drive 2-11/16" Universal Joint



PN CODE	DESCRIPTION
103UFTS	3 pc Combination Drive Universal Joint Set

SNAP ON 1/2" DRIVE TORQUE ADAPTOR - 12 POINT



PN CODE	DESCRIPTION	INCH	12 POINT
SRDH321	1/2" Drive 12-Point 1" Standard Torque Adaptor		
SRDH341	1/2" Drive 12-Point 1-1/16" Standard Torque Adaptor		
SRDH361	1/2" Drive 12-Point 1-1/8" Standard Torque Adaptor		
SRDH401	1/2" Drive 12-Point 1-1/4" Standard Torque Adaptor		
SRDH441	1/2" Drive 12-Point 1-3/8" Standard Torque Adaptor		

SNAP ON 1/2" DRIVE TORQUE ADAPTOR - 12 POINT



PN CODE	DESCRIPTION	METRIC	12 POINT
SRDHM30	1/2" Drive 12-Point Metric Torque Adaptor 30mm		



PN CODE	DESCRIPTION
J5254	1/2" Drive Adaptor (1/2" internal drive x 3/8" external drive)



PN CODE	DESCRIPTION
J5253	3/8 in. Drive Adapter Output Drive 1/2"



PN CODE	DESCRIPTION
J5253B	3/8 in. Drive Adapter Output Drive 1/2" Black Oxide



PN CODE	DESCRIPTION
J5653B	1/2 in. Drive Adapter Outout Drive 3/4" Black Oxide



PN CODE	DESCRIPTION
J5453	3/4 in. Drive Adapter Outout Drive 1/2"



PN CODE	DESCRIPTION
J5470A	1/2 in. Drive Universal Joint



PN CODE	DESCRIPTION
J5470AB	1/2 in. Drive Black Oxide Universal Joint



SNAP ON 1/2" DRIVE TORQUE ADAPTOR - SPLINE



PN CODE	DESCRIPTION	INCH	SPLINE
SRES18	1/2" Drive #18, 9/16" Hex, Spline Torque Adaptor		
SRES20	1/2" Drive #20, 5/8" Hex, Spline Torque Adaptor		
SRES22	1/2" Drive #22, 11/16" Hex, Spline Torque Adaptor		
SRES24	1/2" Drive #24, 3/4" Hex, Spline Torque Adaptor		
SRES28	1/2" Drive #28, 7/8" Hex, Spline Torque Adaptor		
SRES30A	1/2" Drive #30, 15/16" Hex, Spline Torque Adaptor		

WRENCHES



SNAP ON INCH COMBINATION REVERSIBLE RATCHETING 15° OFFSET WRENCHES - 12 POINT - FULL POLISH



PN CODE	DESCRIPTION	INCH	12 POINT
SOXRR8A	1/4" 12-Point Reversible Ratcheting Box Combination Wrench		
SOXRR10A	5/16" 12-Point Reversible Ratcheting Combination Wrench		
SOXRR12A	3/8" 12-Point Reversible Ratcheting Combination Wrench		
SOXRR14A	7/16" 12-Point Reversible Ratcheting Combination Wrench		
SOXRR16A	1/2" 12-Point Reversible Ratcheting Combination Wrench		
SOXRR18A	9/16" 12-Point Reversible Ratcheting Combination Wrench		
SOXRR20A	5/8" 12-Point Reversible Ratcheting Combination Wrench		
SOXRR22A	11/16" 12-Point Reversible Ratcheting Combination Wrench		
SOXRR24A	3/4" 12-Point Reversible Ratcheting Combination Wrench		



SNAP ON INCH COMBINATION REVERSIBLE RATCHETING 15° OFFSET WRENCHES - SPLINE - FULL POLISH



PN CODE	DESCRIPTION	INCH	SPLINE
SOSRR12	3/8" #12 Spline Reversible Ratcheting Combination Wrench		
SOSRR14	7/16" #14 Spline Reversible Ratcheting Combination Wrench		
SOSRR16	1/2" #16 Spline Reversible Ratcheting Combination Wrench		
SOSRR18	9/16" #18 Spline Reversible Ratcheting Combination Wrench		
SOSRR20	5/8" #20 Spline Reversible Ratcheting Combination Wrench		
SOSRR22	11/16" #22 Spline Reversible Ratcheting Combination Wrench		
SOSRR24	3/4" #24 Spline Reversible Ratcheting Combination Wrench		



PROTO INCH COMBINATION REVERSIBLE RATCHETING 15° OFFSET WRENCHES - SPLINE - BLACK CHROME



PN CODE	DESCRIPTION	INCH	SPLINE
JSCV07	7/32 in. Reversible Combination Ratchet Wrench		
JSCV08	1/4 in. Reversible Combination Ratchet Wrench		
JSCV09	9/32 in. Reversible Combination Ratchet Wrench		
JSCV10	5/16 in. Reversible Combination Ratchet Wrench		
JSCV11	11/32 in. Reversible Combination Ratchet Wrench		
JSCV12	3/8 in. Reversible Combination Ratchet Wrench		
JSCV14	7/16 in. Reversible Combination Ratchet Wrench		
JSCV16	1/2 in. Reversible Combination Ratchet Wrench		
JSCV18	9/16 in. Reversible Combination Ratchet Wrench		
JSCV20	5/8 in. Reversible Combination Ratchet Wrench		
JSCV22	11/16 in. Reversible Combination Ratchet Wrench		
JSCV24	3/4 in. Reversible Combination Ratchet Wrench		
JSCV26	13/16 in. Reversible Combination Ratchet Wrench		
JSCV28	7/8 in. Reversible Combination Ratchet Wrench		
JSCV30	15/16 in. Reversible Combination Ratchet Wrench		
JSCV32	1 in. Reversible Combination Ratchet Wrench		
JSCV34	1-1/16 in. Reversible Combination Ratchet Wrench		
JSCV36	1-1/8 in. Reversible Combination Ratchet Wrench		
JSCV40	1-1/4 in. Reversible Combination Ratchet Wrench		
JSCV48	1-1/2 in. Reversible Combination Ratchet Wrench		

WRENCHES



SNAP ON RATCHETING DOUBLE BOX WRENCHES 12 POINT - 0° OFFSET



PN CODE	DESCRIPTION	INCH	12 POINT
R810C	1/4-5/16" 12-Point SAE 0° Offset Ratcheting Box Wrench		
R1011C	5/16-11/32" 12-Point SAE 0° Offset Ratcheting Box Wrench		
R1214C	3/8-7/16" 12-Point SAE 0° Offset Ratcheting Box Wrench		
R1618C	1/2-9/16" 12-Point SAE 0° Offset Ratcheting Box Wrench		
R2022C	5/8-11/16" 12-Point SAE 0° Offset Ratcheting Box Wrench		
R2426C	3/4-13/16" 12-Point SAE 0° Offset Ratcheting Box Wrench		
R2830C	7/8-15/16" 12-Point SAE 0° Offset Ratcheting Box Wrench		
R3032C	15/16-1" 12-Point SAE 0° Offset Ratcheting Box Wrench		



SNAP ON RATCHETING DOUBLE BOX WRENCHES - 6 POINT 0° OFFSET



PN CODE	DESCRIPTION	INCH	6 POINT
R810SC	1/4-5/16" 6-Point 0° Offset Ratcheting Box Wrench		
R1214SC	3/8-7/16" 6-Point 0° Offset Ratcheting Box Wrench		
R1618SC	1/2-9/16" 6-Point 0° Offset Ratcheting Box Wrench		



SNAP ON RATCHETING DOUBLE BOX WRENCHES - SPLINE 0° OFFSET



PN CODE	DESCRIPTION	INCH	SPLINE
RES810C	#8-#10, 1/4-5/16", Ratcheting Box Wrench		
RES1214C	#12-#14, 3/8-7/16", Ratcheting Box Wrench		
RES1820C	#18-#20, 9/16-5/8", Ratcheting Box Wrench		
RES2630C	#26-#30, 13/16-15/16", Ratcheting Box Wrench		



SNAP ON T-HANDLE RATCHETING BOX WRENCHES - 12 POINT



PN CODE	DESCRIPTION	INCH	12 POINT
RTB8	1/4" 12-Point SAE T-Handle Ratcheting Box Wrench		
RTB10	5/16" 12-Point T-Handle Ratcheting Box Wrench		
RTB11	11/32" 12-Point T-Handle Ratcheting Box Wrench		
RTB12	3/8" 12-Point T-Handle Ratcheting Box Wrench		
RTB14	7/16" 12-Point T-Handle Ratcheting Box Wrench		
RTB16	1/2" 12-Point T-Handle Ratcheting Box Wrench		
RTB18	9/16" 12-Point T-Handle Ratcheting Box Wrench		



SNAP ON RATCHETING DOUBLE BOX WRENCHES - 12 POINT 25° OFFSET



PN CODE	DESCRIPTION	INCH	12 POINT
RYA810	1/4-5/16" 12-Point SAE 25° Offset Ratcheting Box Wrench		
RYA1214	3/8-7/16" 12-Point SAE 25° Offset Ratcheting Box Wrench		
RYA1618	1/2-9/16" 12-Point SAE 25° Offset Ratcheting Box Wrench		
RYA2022	5/8-11/16" 12-Point SAE 25° Offset Ratcheting Box Wrench		
RYA2428	3/4-7/8" 12-Point SAE 25° Offset Ratcheting Box Wrench		
RYA1011	5/16-11/32" 12-Point SAE 25° Offset Ratcheting Box		
RYA1824	9/16-3/4" 12-Point SAE 25° Offset Ratcheting Box		



PROTO RATCHETING DOUBLE BOX WRENCHES 12 POINT - 0° OFFSET



PN CODE	DESCRIPTION	INCH	12 POINT
J1191T-A	1/4 in. x 5/16 in. 12-Point Double Box Ratchet Wrench		
J1192T-A	3/8 in. x 7/16 in. 12-Point Double Box Ratchet Wrench		
J1193T-A	1/2 in. x 9/16 in. 12-Point Double Box Ratchet Wrench		
J1194-A	5/8 in. x 11/16 in. 12-Point Double Box Ratchet Wrench		
J1196-A	5/8 in. x 3/4 in. 12-Point Double Box Ratchet Wrench		
J1197-A	13/16 in. x 15/16 in. 12-Point Double Box Ratchet Wrench		
J1198	1 in. x 1-1/16 in. 12-Point Double Box Ratchet Wrench		

PROTO RATCHETING DOUBLE BOX WRENCHES - 6 POINT 0° OFFSET



PN CODE	DESCRIPTION	INCH	6 POINT
J1191-A	1/4 in. x 5/16 in. 6-Point Double Box Ratchet Wrench		
J1192-A	3/8 in. x 7/16 in. 6-Point Double Box Ratchet Wrench		
J1193-A	1/2 in. x 9/16 in. 6-Point Double Box Ratchet Wrench		

PROTO RATCHETING DOUBLE BOX WRENCHES - SPLINE 0° OFFSET BLACK CHROME



PN CODE	DESCRIPTION	INCH	SPLINE
JSBV0709	7/32" x 9/32" Double Box Reversible Ratchet Wrench		
JSBV0810	1/4" x 5/16" Double Box Reversible Ratchet Wrench		
JSBV1214	3/8" x 7/16" Double Box Reversible Ratchet Wrench		
JSBV1618	1/2" x 9/16" Double Box Reversible Ratchet Wrench		
JSBV2022	5/8" x 11/16" Double Box Reversible Ratchet Wrench		
JSBV2428	3/4" x 7/8" Double Box Reversible Ratchet Wrench		
JSBV2630	13/16" x 15/16" Double Box Reversible Ratchet Wrench		
JSBV3236	1" x 1-1/8" Double Box Reversible Ratchet Wrench		
JSBV3440	1-1/16" x 1-1/4" Double Box Reversible Ratchet Wrench		

PROTO RATCHETING DOUBLE BOX WRENCHES - 12 POINT 25° OFFSET



PN CODE	DESCRIPTION	INCH	12 POINT
J1179T	7/32" x 9/32" Offset Reversible Ratchet Double Box Wrench		
J1181T	1/4" x 5/16" Offset Reversible Ratchet Double Box Wrench		
J1182T	3/8" x 7/16" Offset Reversible Ratchet Double Box Wrench		
J1183T	1/2" x 9/16" Offset Reversible Ratchet Double Box Wrench		
J1184-A	5/8" x 11/16" Offset Reversible Ratchet Double Box Wrench		
J1185-A	3/4" x 7/8" Offset Reversible Ratchet Double Box Wrench		
J1186	5/8" x 3/4" Offset Reversible Ratchet Double Box Wrench		

SNAP ON COMBINATION WRENCHES - 12-POINT



PN CODE	DESCRIPTION	INCH	12 POINT
OEX8B	1/4" 12-Point SAE Flank Drive® Combination Wrench		
OEX10B	5/16" 12-Point SAE Flank Drive® Combination Wrench		
OEX11B	11/32" 12-Point SAE Flank Drive® Combination Wrench		
OEX12B	3/8" 12-Point SAE Flank Drive® Combination Wrench		
OEX14B	7/16" 12-Point SAE Flank Drive® Combination Wrench		
OEX16B	1/2" 12-Point SAE Flank Drive® Combination Wrench		
OEX18B	9/16" 12-Point SAE Flank Drive® Combination Wrench		
OEX20B	5/8" 12-Point SAE Flank Drive® Combination Wrench		
OEX22B	11/16" 12-Point SAE Flank Drive® Combination Wrench		
OEX24B	3/4" 12-Point SAE Flank Drive® Combination Wrench		
OEX26B	13/16" 12-Point SAE Flank Drive® Combination Wrench		
OEX28B	7/8" 12-Point SAE Flank Drive® Combination Wrench		
OEX30B	15/16" 12-Point SAE Flank Drive® Combination Wrench		
OEX32B	1" 12-Point SAE Flank Drive® Combination Wrench		
OEX34B	1-1/16" 12-Point SAE Flank Drive® Combination Wrench		
OEX36B	1-1/8" 12-Point SAE Flank Drive® Combination Wrench		
OEX38B	1-3/16" 12-Point SAE Flank Drive® Combination Wrench		
OEX40B	1-1/4" 12-Point SAE Flank Drive® Combination Wrench		
OEX42B	1-5/16" 12-Point SAE Flank Drive® Combination Wrench		
OEX44B	1-3/8" 12-Point SAE Flank Drive® Combination Wrench		
OEX46B	1-7/16" 12-Point SAE Flank Drive® Combination Wrench		
OEX48B	1-1/2" 12-Point SAE Flank Drive® Combination Wrench		
OEX50B	1-9/16" 12-Point SAE Flank Drive® Combination Wrench		
OEX52B	1-5/8" 12-Point SAE Flank Drive® Combination Wrench		
OEX54A	1-11/16" 12-Point SAE Flank Drive® Combination Wrench		
OEX56A	1-3/4" 12-Point SAE Flank Drive® Combination Wrench		
OEX58A	1-13/16" 12-Point SAE Flank Drive® Combination Wrench		
OEX60A	1-7/8" 12-Point SAE Flank Drive® Combination Wrench		
OEX64A	2" 12-Point SAE Flank Drive® Combination Wrench		

SNAP ON MIDGET COMBINATION WRENCHES - 12-POINT



PN CODE	DESCRIPTION	INCH	12 POINT
OX16B	3/16" 12-Point SAE Flank Drive® Midget Combination Wrench		
OX17B	7/32" 12-Point SAE Flank Drive® Midget Combination Wrench		
OX18B	1/4" 12-Point SAE Flank Drive® Midget Combination Wrench		
OX19B	9/32" 12-Point SAE Flank Drive® Midget Combination Wrench		
OX110B	5/16" 12-Point SAE Flank Drive® Midget Combination Wrench		
OX111B	11/32" 12-Point SAE Flank Drive® Midget Combination Wrench		
OX112B	3/8" 12-Point SAE Flank Drive® Midget Combination Wrench		
OX114B	7/16" 12-Point SAE Flank Drive® Midget Combination Wrench		
OX116B	1/2" 6-Point SAE Flank Drive® Midget Combination Wrench		
OX118B	9/16" 12-Point SAE Flank Drive® Midget Combination Wrench		
OX120B	5/8" 12-Point SAE Flank Drive® Midget Combination Wrench		
OX122B	11/16" 12-Point SAE Flank Drive® Midget Combination Wrench		
OX124B	3/4" 12-Point SAE Flank Drive® Midget Combination Wrench		

SNAP ON COMBINATION WRENCH SET - 12-POINT



PN CODE	DESCRIPTION	INCH	12 POINT
OEX709B	9 pc 12-Point Combination Wrench Set (3/8"-7/8")		



SNAP ON SHORT COMBINATION WRENCHES - 12-POINT



PN CODE	DESCRIPTION	INCH	12 POINT
OEX080B	1/4" 12-Point SAE Flank Drive® Short Combination Wrench		
OEX090B	9/32" 12-Point SAE Flank Drive® Short Combination Wrench		
OEX100B	5/16" 12-Point SAE Flank Drive® Short Combination Wrench		
OEX110B	11/32" 12-Point SAE Flank Drive® Short Combination Wrench		
OEX120B	3/8" 12-Point SAE Flank Drive® Short Combination Wrench		
OEX140B	7/16" 12-Point SAE Flank Drive® Short Combination Wrench		
OEX160B	1/2" 12-Point SAE Flank Drive® Short Combination Wrench		
OEX180B	9/16" 12-Point SAE Flank Drive® Short Combination Wrench		
OEX200B	5/8" 12-Point SAE Flank Drive® Short Combination Wrench		
OEX220B	11/16" 12-Point SAE Flank Drive® Short Combination Wrench		
OEX240B	3/4" 12-Point SAE Flank Drive® Short Combination Wrench		
OEX280B	7/8" 12-Point SAE Flank Drive® Short Combination Wrench		
OEX300B	15/16" 12-Point SAE Flank Drive® Short Combination Wrench		
OEX320B	1" 12-Point SAE Flank Drive® Short Combination Wrench		
OEX340B	1-1/16" 12-Point SAE Flank Drive® Short Combination Wrench		
OEX360B	1-1/8" 12-Point SAE Flank Drive® Short Combination Wrench		
OEX380B	1-3/16" 12-Point SAE Flank Drive® Short Combination Wrench		
OEX400B	1-1/4" 12-Point SAE Flank Drive® Short Combination Wrench		
OEX420B	1-5/16" 12-Point SAE Flank Drive® Short Combination Wrench		
OEX440B	1-3/8" 12-Point SAE Flank Drive® Short Combination Wrench		



SNAP ON MIDGET COMBINATION WRENCHES - 6-POINT



PN CODE	DESCRIPTION	INCH	6 POINT
OXI45B	1/8" 6-Point SAE Flank Drive® Midget Combination Wrench		
OXI55B	5/32" 6-Point SAE Flank Drive® Midget Combination Wrench		

SNAP ON MIDGET COMBINATION WRENCHES - SPLINE



PN CODE	DESCRIPTION	INCH	SPLINE
OES8B	SAE #8, 1/4" Hex, Spline Short Combination Wrench		
OES10B	SAE #10, 5/16" Hex, Spline Short Combination Wrench		
OES12B	SAE #12, 3/8" Hex, Spline Short Combination Wrench		
OES14B	SAE #14, 7/16" Hex, Spline Short Combination Wrench		
OES16B	SAE #16, 1/2" Hex, Spline Short Combination Wrench		
OES18B	SAE #18, 9/16" Hex, Spline Short Combination Wrench		
OES20B	SAE #20, 5/8" Hex, Spline Short Combination Wrench		
OES22B	SAE #22, 11/16" Hex, Spline Short Combination Wrench		
OES24B	SAE #24, 3/4" Hex, Spline Short Combination Wrench		



SNAP ON COMBINATION WRENCH SET - 12-POINT



PN CODE	DESCRIPTION	INCH	12 POINT
OEX714KB	14 pc 12-Point Combination Wrench Set (3/8"-1-1/8" and 1-1/4")		

SNAP ON MIDGET COMBINATION WRENCH SET 12-POINT



PN CODE	DESCRIPTION	INCH	12 POINT
OXI707BK	7 pc 12-Point Midget Combination Wrench Set (3/16"-3/8")		



PROTO COMBINATION WRENCHES - 12-POINT



PN CODE	DESCRIPTION	INCH	12 POINT
J1208A	1/4 in. Satin 12-Point Combination Wrench		
J1210-T500	5/16 in. 12-Point Full Polish Combination Wrench		
J1211-T500	11/32 in. 12-Point Full Polish Combination Wrench		
J1212-T500	3/8 in. 12-Point Full Polish Combination Wrench		
J1214-T500	7/16 in. 12-Point Full Polish Combination Wrench		
J1216-T500	1/2 in. 12-Point Full Polish Combination Wrench		
J1218-T500	9/16 in. 12-Point Full Polish Combination Wrench		
J1220-T500	5/8 in. 12-Point Full Polish Combination Wrench		
J1222-T500	11/16 in. 12-Point Full Polish Combination Wrench		
J1224-T500	3/4 in. 12-Point Full Polish Combination Wrench		
J1226-T500	13/16 in. 12-Point Full Polish Combination Wrench		
J1228-T500	7/8 in. 12-Point Full Polish Combination Wrench		
J1230-T500	15/16 in. 12-Point Full Polish Combination Wrench		
J1232-T500	1 in. 12-Point Full Polish Combination Wrench		
J1234-T500	1-1/16 in. 12-Point Full Polish Combination Wrench		
J1236-T500	1-1/8 in. 12-Point Full Polish Combination Wrench		
J1238ASD	1-3/16 in. Satin 12-Point Combination Wrench		
J1240-T500	1-1/4 in. 12-Point Full Polish Combination Wrench		
J1242	1-5/16 in. Satin 12-Point Combination Wrench		
J1244	1-3/8 in. Satin 12-Point Combination Wrench		
J1246	1-7/16 in. Satin 12-Point Combination Wrench		
J1248	1-1/2 in. Satin 12-Point Combination Wrench		
J1250B	1-9/16 in. Black Oxide 12-Point Combination Wrench		
J1252	1-5/8 in. Satin 12-Point Combination Wrench		
J1254	1-11/16 in. Satin 12-Point Combination Wrench		
J1256	1-3/4 in. Satin 12-Point Combination Wrench		
J1258	1-13/16 in. Satin 12-Point Combination Wrench		
J1260	1-7/8 in. Satin 12-Point Combination Wrench		
J1264	2 in. Satin 12-Point Combination Wrench		



PROTO COMBINATION WRENCH SET - 12-POINT



PN CODE	DESCRIPTION	INCH	12 POINT
J1200F-T500	15 pc. 12-Point Combination Wrench Set (5/16" to 1-1/4")		



PROTO SHORT COMBINATION WRENCHES - 12-POINT



PN CODE	DESCRIPTION	INCH	12 POINT
J1208ES	1/4 in. Full Polish 12-Point Short Combination Wrench		
J1209ES	9/32 in. Full Polish 12-Point Short Combination Wrench		
J1210ES	5/16 in. Full Polish 12-Point Short Combination Wrench		
J1211ES	11/32 in. Full Polish 12-Point Short Combination Wrench		
J1212ES	3/8 in. Full Polish 12-Point Short Combination Wrench		
J1214ES	7/16 in. Full Polish 12-Point Short Combination Wrench		
J1216ES	1/2 in. Full Polish 12-Point Short Combination Wrench		
J1218ES	9/16 in. Full Polish 12-Point Short Combination Wrench		
J1220ES	5/8 in. Full Polish 12-Point Short Combination Wrench		
J1222ES	11/16 in. Full Polish 12-Point Short Combination Wrench		
J1224ES	3/4 in. Full Polish 12-Point Short Combination Wrench		

PROTO SHORT COMBINATION WRENCH SET - 12-POINT



PN CODE	DESCRIPTION	INCH	12 POINT
J1200ES-11	11 pc. 12-Point Short Combination Wrench Set (1/4" to 3/4")		

WRENCHES

SNAP ON 10° OFFSET BOX WRENCHES - 12-POINT



PN CODE	DESCRIPTION	INCH	12 POINT
XB1214A	3/8-7/16" 12-Point SAE Flank Drive® 10° Offset Box Wrench		
XB1416A	7/16-1/2" 12-Point SAE Flank Drive® 10° Offset Box Wrench		
XB1618A	1/2-9/16" 12-Point SAE Flank Drive® 10° Offset Box Wrench		
XB1820A	9/16-5/8" 12-Point SAE Flank Drive® 10° Offset Box Wrench		
XB2022A	5/8-11/16" 12-Point SAE Flank Drive® 10° Offset Box Wrench		
XB2224A	11/16-3/4" 12-Point SAE Flank Drive® 10° Offset Box Wrench		
XB2426A	3/4-13/16" 12-Point SAE Flank Drive® 10° Offset Box Wrench		
XB2830A	7/8-15/16" 12-Point SAE Flank Drive® 10° Offset Box Wrench		
XB3032A	15/16-1" 12-Point SAE Flank Drive® 10° Offset Box Wrench		
XB3234A	1-1-1/16" 12-Point SAE Flank Drive® 10° Offset Box Wrench		
XB3440A	1-1/16-1-1/4" 12-Point SAE Flank Drive® 10° Offset Box Wrench		
XB3638A	1-1/8-1-3/16" 12-Point SAE Flank Drive® 10° Offset Box Wrench		
XB4042A	1-1/4-1-5/16" 12-Point SAE Flank Drive® 10° Offset Box Wrench		
XB4446A	1-3/8-1-7/16" 12-Point SAE Flank Drive® 10° Offset Box Wrench		
XB4852A	1-1/2-1-5/8" 12-Point SAE Flank Drive® 10° Offset Box Wrench		

SNAP ON 60° OFFSET BOX WRENCHES - 12-POINT



PN CODE	DESCRIPTION	INCH	12 POINT
XO810	1/4-5/16" 12-Point 60° Deep Offset Box Wrench		
XO1012	5/16-3/8" 12-Point 60° Deep Offset Box Wrench		
XO1214	3/8-7/16" 12-Point 60° Deep Offset Box Wrench		
XO1618	1/2-9/16" 12-Point 60° Deep Offset Box Wrench		
XO1820	9/16-5/8" 12-Point 60° Deep Offset Box Wrench		
XO2022	5/8-11/16" 12-Point 60° Deep Offset Box Wrench		
XO2024	5/8-3/4" 12-Point 60° Deep Offset Box Wrench		
XO2226	11/16-13/16" 12-Point 60° Deep Offset Box Wrench		
XO2428	3/4-7/8" 12-Point 60° Deep Offset Box Wrench		
XO2830	7/8-15/16" 12-Point 60° Deep Offset Box Wrench		
XO3032	15/16-1" 12-Point 60° Deep Offset Box Wrench		

SNAP ON 15° OFFSET BOX WRENCHES - 12-POINT



PN CODE	DESCRIPTION	INCH	12 POINT
XDH78A	7/32-1/4" 12-Point High-Performance 15° Offset Box Wrench		
XDH810B	1/4-5/16" 12-Point High-Performance 15° Offset Box Wrench		
XDH1012B	5/16-3/8" 12-Point High-Performance 15° Offset Box Wrench		
XDH1214A	3/8-7/16" 12-Point High-Performance 15° Offset Box Wrench		
XDH1416A	7/16-1/2" 12-Point High-Performance 15° Offset Box Wrench		
XDH1618A	1/2-9/16" 12-Point High-Performance 15° Offset Box Wrench		
XDH1820A	9/16-5/8" 12-Point High-Performance 15° Offset Box Wrench		
XDH2024A	5/8-3/4" 12-Point High-Performance 15° Offset Box Wrench		
XDH2224A	11/16-3/4" 12-Point High-Performance 15° Offset Box Wrench		
XDH2226A	11/16-13/16" 12-Point High-Performance 15° Offset Box Wrench		
XDH2428	3/4-7/8" 12-Point High-Performance 15° Offset Box Wrench		
XDH2528	25/32-7/8" 12-Point High-Performance 15° Offset Box Wrench		
XDH3032	15/16-1" 12-Point High-Performance 15° Offset Box Wrench		
XDH3440	1-1/16-1-1/4" 12-Point High-Performance 15° Offset Box Wrench		
XDH4042	1-1/4-1-5/16" 12-Point High-Performance 15° Offset Box Wrench		
XDH4044	1-1/4-1-3/8" 12-Point High-Performance 15° Offset Box Wrench		
XDH4046	1-1/4-1-7/16" 12-Point High-Performance 15° Offset Box Wrench		
XDH4648	1-7/16-1-1/2" 12-Point High-Performance 15° Offset Box Wrench		

SNAP ON SHORT 10° OFFSET BOX WRENCHES - 12-POINT



PN CODE	DESCRIPTION	INCH	12 POINT
XS67A	3/16-7/32" 12-Point Short 10° Offset Box Wrench		
XS810A	1/4-5/16" 12-Point Short 10° Offset Box Wrench		
XS1012A	5/16-3/8" 12-Point Short 10° Offset Box Wrench		
XS1214A	3/8-7/16" 12-Point Short 10° Offset Box Wrench		
XS1416A	7/16-1/2" 12-Point Short 10° Offset Box Wrench		
XS1618A	1/2-9/16" 12-Point Short 10° Offset Box Wrench		
XS1820A	9/16-5/8" 12-Point Short 10° Offset Box Wrench		
XS2024A	5/8-3/4" 12-Point Short 10° Offset Box Wrench		
XS2226A	11/16-13/16" 12-Point Short 10° Offset Box Wrench		

SNAP ON MIDGET 10° OFFSET BOX WRENCHES 12-POINT



PN CODE	DESCRIPTION	INCH	12 POINT
XID1213A	3/16-13/64" 12-Point Midget 10° Offset Box Wrench		
XID1415A	7/32-15/64" 12-Point Midget 10° Offset Box Wrench		
XID1618A	1/4-9/32" 12-Point Midget 10° Offset Box Wrench		
XID2022A	9/16-5/8" 12-Point Midget 10° Offset Box Wrench		

SNAP ON SHORT 60° OFFSET BOX WRENCHES 12-POINT



PN CODE	DESCRIPTION	INCH	12 POINT
XSO89	1/4-9/32" 12-Point Short 60° Deep Offset Box Wrench		
XSO810A	1/4-5/16" 12-Point Short 60° Deep Offset Box Wrench		
XSO1214A	3/8-7/16" 12-Point Short 60° Deep Offset Box Wrench		
XSO2022	5/8-11/16" 12-Point Short 60° Deep Offset Box Wrench		
XSO2024A	5/8-3/4" 12-Point Short 60° Deep Offset Box Wrench		

SNAP ON 15° OFFSET BOX WRENCHES - SPLINE



PN CODE	DESCRIPTION	INCH	12 POINT
XDES79A	#7-#9, 7/32-9/32" Hex, SAE Spline 15° Offset Box Wrench		
XDES810A	#8-#10, 1/4-5/16" Hex, SAE Spline 15° Offset Box Wrench		
XDES1214A	#12-#14, 3/8-7/16" Hex, SAE Spline 15° Offset Box Wrench		
XDES1618A	#16-#18, 1/2-9/16" Hex, SAE Spline 15° Offset Box Wrench		
XDES1820A	#18-#20, 9/16-5/8" Hex, SAE Spline 15° Offset Box Wrench		
XDES2224A	#22-#24, 11/16-3/4" Hex, SAE Spline 15° Offset Box Wrench		
XDES2630A	#26-#30, 13/16-15/16" Hex, SAE Spline 15° Offset Box Wrench		
XDES2832A	#28-#32, 7/8-1" Hex, SAE Spline 15° Offset Box Wrench		

SNAP ON SHORT 0° OFFSET BOX WRENCHES 12-POINT



PN CODE	DESCRIPTION	INCH	12 POINT
XDHF810	1/4-5/16" 12-Point High-Performance 0° Offset Box Wrench		
XDHF1214	3/8-7/16" 12-Point High-Performance 0° Offset Box Wrench		
XDHF1618	1/2-9/16" 12-Point High-Performance 0° Offset Box Wrench		
XDHF2024	5/8-3/4" 12-Point High-Performance 0° Offset Box Wrench		
XDHF2226	11/16-13/16" 12-Point High-Performance 0° Offset Box Wrench		

WRENCHES

SNAP ON 10° OFFSET 12-POINT BOX WRENCH SET



PN CODE	DESCRIPTION	INCH	12 POINT
XB605A	5 pc 12-Point 10° Offset Box Wrench Set (3/8" to 15/16")		

SNAP ON MIDGET 10° OFFSET 12-POINT BOX WRENCH SET




PN CODE	DESCRIPTION	INCH	12 POINT
XID604KA	4 pc 12-Point Midget 10° Offset Box Wrench Set (3/16" to 11/32")		

SNAP ON SHORT 10° OFFSET 12-POINT BOX WRENCH SET



PN CODE	DESCRIPTION	INCH	12 POINT
XS609B	9 pc 12-Point Short 10° Offset Box Wrench Set (3/16" to 13/16")		

SNAP ON 0° OFFSET 12-POINT BOX WRENCH SET



PN CODE	DESCRIPTION	INCH	12 POINT
XDHF605	5 pc 12-Point High-Performance 0° Offset Box Wrench Set (1/4" to 13/16")		

PROTO 60° OFFSET BOX WRENCHES - 12-POINT



PN CODE	DESCRIPTION	INCH	12 POINT
J8179-T500	1/4-5/16" Full Polish Deep Offset Double Box Wrenches- 12 Point		
J8180-T500	3/8-7/16" Full Polish Deep Offset Double Box Wrenches- 12 Point		
J8181-T500	1/2-9/16" Full Polish Deep Offset Double Box Wrenches- 12 Point		
J8182-T500	9/16-5/8" Full Polish Deep Offset Double Box Wrenches- 12 Point		
J8183-T500	11/16-13/16" Full Polish Deep Offset Double Box Wrenches- 12 Point		
J8184-T500	3/4-7/8" Full Polish Deep Offset Double Box Wrenches- 12 Point		
J8185-T500	15/16-1" Full Polish Deep Offset Double Box Wrenches- 12 Point		

WRENCHES

SNAP ON OPEN END WRENCHES



PN CODE	DESCRIPTION	INCH
VO68	3/16-1/4" SAE Open-End Wrench	
VO810B	1/4-5/16" SAE Open-End Wrench	
VO1012B	5/16-3/8" SAE Open-End Wrench	
VO1214B	3/8-7/16" SAE Open-End Wrench	
VO1416B	7/16-1/2" SAE Open-End Wrench	
VO1618B	1/2-9/16" SAE Open-End Wrench	
VO1820B	9/16-5/8" SAE Open-End Wrench	
VO2022B	5/8-11/16" SAE Open-End Wrench	
VO2024B	5/8-3/4" SAE Open-End Wrench	
VO2224B	11/16-3/4" SAE Open-End Wrench	
VO2426B	3/4-13/16" SAE Open-End Wrench	
VO2428B	3/4-7/8" SAE Open-End Wrench	
VO2628B	13/16-7/8" SAE Open-End Wrench	
VO2830B	7/8-15/16" SAE Open-End Wrench	
VO3032B	15/16-1" SAE Open-End Wrench	
VO3234B	1-1-1/16" SAE Open-End Wrench	
VO3440B	1-1/16-1-1/4" SAE Open-End Wrench	
VO3638B	1-1/8-1-3/16" SAE Open-End Wrench	
VO4042B	1-1/4-1-5/16" SAE Open-End Wrench	
VO4446B	1-3/8-1-7/16" SAE Open-End Wrench	
VO4852B	1-1/2-1-5/8" SAE Open-End Wrench	

SNAP ON 15°/16° OFFSET OPEN END WRENCHES



PN CODE	DESCRIPTION	INCH
DS88A	1/8-1/8" SAE 15°/60° Offset Open-End Ignition Wrench	
DS1010A	5/32-5/32" SAE 15°/60° Offset Open-End Ignition Wrench	
DS1212A	3/16-3/16" SAE 15°/60° Offset Open-End Ignition Wrench	
DS1516A	15/64-1/4" SAE 15°/60° Offset Open-End Ignition Wrench	
DS1615A	1/4-15/64" SAE 15°/60° Offset Open-End Ignition Wrench	
DS1820A	9/32-5/16" SAE 15°/60° Offset Open-End Ignition Wrench	
DS2018A	5/16-9/32" SAE 15°/60° Offset Open-End Ignition Wrench	
DS2224A	11/32-3/8" SAE 15°/60° Offset Open-End Ignition Wrench	
DS2422A	3/8-11/32" SAE 15°/60° Offset Open-End Ignition Wrench	

SNAP ON OPEN END WRENCH SET



PN CODE	DESCRIPTION	INCH
VO806B	6 pc SAE Open-End Wrench Set (1/4-15/16")	



SNAP ON FOUR-WAY ANGLE OPEN END WRENCHES



PN CODE	DESCRIPTION	INCH
VS8B	1/4" SAE Four-Way Angle Head Open-End Wrench	
VS10B	5/16" SAE Four-Way Angle Head Open-End Wrench	
VS11B	11/32" SAE Four-Way Angle Head Open-End Wrench	
VS12B	3/8" SAE Four-Way Angle Head Open-End Wrench	
VS14B	7/16" SAE Four-Way Angle Head Open-End Wrench	
VS16B	1/2" SAE Four-Way Angle Head Open-End Wrench	
VS18B	9/16" SAE Four-Way Angle Head Open-End Wrench	
VS20B	5/8" SAE Four-Way Angle Head Open-End Wrench	
VS22B	11/16" SAE Four-Way Angle Head Open-End Wrench	
VS24B	3/4" SAE Four-Way Angle Head Open-End Wrench	
VS26B	13/16" SAE Four-Way Angle Head Open-End Wrench	
VS28B	7/8" SAE Four-Way Angle Head Open-End Wrench	
VS30B	15/16" SAE Four-Way Angle Head Open-End Wrench	
VS32B	1" SAE Four-Way Angle Head Open-End Wrench	
VS34B	1-1/16" SAE Four-Way Angle Head Open-End Wrench	
VS36B	1-1/8" SAE Four-Way Angle Head Open-End Wrench	
VS38B	1-3/16" SAE Four-Way Angle Head Open-End Wrench	
VS40B	1-1/4" SAE Four-Way Angle Head Open-End Wrench	
VS42B	1-5/16" SAE Four-Way Angle Head Open-End Wrench	
VS44B	1-3/8" SAE Four-Way Angle Head Open-End Wrench	
VS46B	1-7/16" SAE Four-Way Angle Head Open-End Wrench	
VS48B	1-1/2" SAE Four-Way Angle Head Open-End Wrench	
VS52B	1-5/8" SAE Four-Way Angle Head Open-End Wrench	
VS54B	1-11/16" SAE Four-Way Angle Head Open-End Wrench	
VS56B	1-3/4" SAE Four-Way Angle Head Open-End Wrench	
VS58B	1-13/16" SAE Four-Way Angle Head Open-End Wrench	
VS60B	1-7/8" SAE Four-Way Angle Head Open-End Wrench	
VS64B	2" SAE Four-Way Angle Head Open-End Wrench	

SNAP ON FOUR-WAY ANGLE OPEN END WRENCH SET



PN CODE	DESCRIPTION	INCH
VS814A	14 pc Four-Way Angle Head Open-End Wrench Set (3/8-1-1/4")	

SNAP ON 15°/60° ANGLE OPEN END WRENCH SET



PN CODE	DESCRIPTION	INCH
DS809K	9 pc SAE 15°/60° Offset Open-End Ignition Wrench Set (1/8-3/8")	

WRENCHES



PROTO OPEN END WRENCHES



PN CODE	DESCRIPTION	INCH
J3018	1/4 in. x 5/16 in. Satin Open End Wrench	
J3020	3/8 in. x 5/16 in. Satin Open End Wrench	
J3021	3/8 in. x 7/16 in. Satin Open End Wrench	
J3025	7/16 in. x 1/2 in. Satin Open End Wrench	
J3026	1/2 in. x 9/16 in. Satin Open End Wrench	
J3030	9/16 in. x 5/8 in. Satin Open End Wrench	
J3034	5/8 in. x 11/16 in. Satin Open End Wrench	
J3031	5/8 in. x 3/4 in. Satin Open End Wrench	
J3035	11/16 in. x 3/4 in. Satin Open End Wrench	
J3040	13/16 in. x 7/8 in. Satin Open End Wrench	
J3045	15/16 in. x 1 in. Satin Open End Wrench	
J3050	1 in. x 1-1/16 in. Satin Open End Wrench	
J3055	1-1/4 in. x 1-5/16 in. Satin Open End Wrench	
J3060	1-3/8 in. x 1-7/16 in. Satin Open End Wrench	
J3070	1-1/2 in. x 1-5/8 in. Satin Open End Wrench	

PROTO 15°/60° ANGLE OPEN END WRENCHES



PN CODE	DESCRIPTION	INCH
J3112	3/8 in. Full Polish Open End Angle Wrench	
J3114	7/16 in. Full Polish Open End Angle Wrench	
J3116	1/2 in. Full Polish Open End Angle Wrench	
J3118	9/16 in. Full Polish Open End Angle Wrench	
J3120	5/8 in. Full Polish Open End Angle Wrench	
J3122	11/16 in. Full Polish Open End Angle Wrench	
J3124	3/4 in. Full Polish Open End Angle Wrench	
J3126	13/16 in. Full Polish Open End Angle Wrench	
J3128	7/8 in. Full Polish Open End Angle Wrench	
J3130	15/16 in. Full Polish Open End Angle Wrench	
J3132	1 in. Full Polish Open End Angle Wrench	
J3134	1-1/16 in. Full Polish Open End Angle Wrench	
J3136	1-1/8 in. Full Polish Open End Angle Wrench	
J3138	1-3/16 in. Full Polish Open End Angle Wrench	
J3140	1-1/4 in. Full Polish Open End Angle Wrench	
J3142	1-5/16 in. Full Polish Open End Angle Wrench	
J3144	1-3/8 in. Full Polish Open End Angle Wrench	
J3146	1-7/16 in. Full Polish Open End Angle Wrench	
J3148	1-1/2 in. Full Polish Open End Angle Wrench	
J3152	1-5/8 in. Full Polish Open End Angle Wrench	
J3156	1-3/4 in. Full Polish Open End Angle Wrench	
J3158	1-13/16 in. Full Polish Open End Angle Wrench	
J3160	1-7/8 in. Full Polish Open End Angle Wrench	
J3164	2 in. Full Polish Open End Angle Wrench	



PROTO 15°/60° ANGLE OPEN END WRENCH SET



PN CODE	DESCRIPTION	INCH
J3100B	14 pc. Full Polish Angle Open-End Wrench Set (3/8" to 1-1/4")	



PROTO 15°/60° SHORT ANGLE OPEN END WRENCH SET



PN CODE	DESCRIPTION	INCH
J3300A	9 pc. Full Polish Short Angle Open-End Wrench Set (7/32" to 1/2")	



PROTO METRIC COMBINATION REVERSIBLE RATCHETING 15° OFFSET WRENCHES - SPLINE - BLACK CHROME



PN CODE	DESCRIPTION	METRIC	SPLINE
JSCVM06	6mm Reversible Combination Ratchet Wrench		
JSCVM07	7mm Reversible Combination Ratchet Wrench		
JSCVM08	8mm Reversible Combination Ratchet Wrench		
JSCVM09	9mm Reversible Combination Ratchet Wrench		
JSCVM10	10mm Reversible Combination Ratchet Wrench		
JSCVM11	11mm Reversible Combination Ratchet Wrench		
JSCVM12	12mm Reversible Combination Ratchet Wrench		
JSCVM13	13mm Reversible Combination Ratchet Wrench		
JSCVM14	14mm Reversible Combination Ratchet Wrench		
JSCVM15	15mm Reversible Combination Ratchet Wrench		
JSCVM16	16mm Reversible Combination Ratchet Wrench		
JSCVM17	17mm Reversible Combination Ratchet Wrench		
JSCVM18	18mm Reversible Combination Ratchet Wrench		
JSCVM19	19mm Reversible Combination Ratchet Wrench		
JSCVM21	21mm Reversible Combination Ratchet Wrench		
JSCVM22	22mm Reversible Combination Ratchet Wrench		
JSCVM24	24mm Reversible Combination Ratchet Wrench		
JSCVM27	27mm Reversible Combination Ratchet Wrench		
JSCVM30	30mm Reversible Combination Ratchet Wrench		
JSCVM32	32mm Reversible Combination Ratchet Wrench		
JSCVM34	34mm Reversible Combination Ratchet Wrench		
JSCVM36	36mm Reversible Combination Ratchet Wrench		

PROTO METRIC COMBINATION REVERSIBLE RATCHETING 15° OFFSET WRENCH SET - SPLINE - BLACK CHROME



PN CODE	DESCRIPTION	METRIC	SPLINE
JSCVM-225	22 pc. Metric Combination Reversible Ratcheting Wrench Set (6mm to 36mm)		



SNAP ON METRIC RATCHETING DOUBLE BOX WRENCHES 12 POINT - 0° OFFSET



DESCRIPTION	METRIC	12 POINT
RBM78C	7-8mm 12-Point SAE 0° Offset Ratcheting Box Wrench	
RBM810C	8-10mm 12-Point SAE 0° Offset Ratcheting Box Wrench	
RBM910C	9-10mm 12-Point SAE 0° Offset Ratcheting Box Wrench	
RBM1011C	10-11mm 12-Point SAE 0° Offset Ratcheting Box Wrench	
RBM1012C	10-12mm 12-Point SAE 0° Offset Ratcheting Box Wrench	
RBM1213C	12-13mm 12-Point SAE 0° Offset Ratcheting Box Wrench	
RBM1415C	14-15mm 12-Point SAE 0° Offset Ratcheting Box Wrench	
RBM1618C	16-18mm 12-Point SAE 0° Offset Ratcheting Box Wrench	
RBM1719C	17-19mm 12-Point SAE 0° Offset Ratcheting Box Wrench	



PROTO METRIC RATCHETING DOUBLE BOX WRENCHES 12 POINT - 0° OFFSET



PN CODE	DESCRIPTION	METRIC	12 POINT
J1191MLO	7-8mm 12-Point Double Box Ratchet Wrench		
J1192MLO	9-10mm 12-Point Double Box Ratchet Wrench		
J1193MLO	11-12mm 12-Point Double Box Ratchet Wrench		
J1194MLO	13-14mm 12-Point Double Box Ratchet Wrench		
J1195MLO	15-17mm 12-Point Double Box Ratchet Wrench		

PROTO METRIC RATCHETING DOUBLE BOX WRENCH SET



PN CODE	DESCRIPTION	METRIC	12 POINT
J1190MLO	5 Pc. Metric Ratcheting Box Wrench Set (7-8mm to 15-17mm)		



SNAP ON METRIC RATCHETING DOUBLE BOX WRENCHES 12 POINT 25° OFFSET



PN CODE	DESCRIPTION	METRIC	12 POINT
RYAM78	7-8mm 12-Point SAE 25° Offset Ratcheting Box		
RYAM910	9-10mm 12-Point SAE 25° Offset Ratcheting Box Wrench		
RYAM1112	11-12mm 12-Point SAE 25° Offset Ratcheting Box Wrench		
RYAM1314	13-14mm 12-Point SAE 25° Offset Ratcheting Box Wrench		
RYAM1517	15-17mm 12-Point SAE 25° Offset Ratcheting Box Wrench		
RYAM1618	16-18mm 12-Point SAE 25° Offset Ratcheting Box Wrench		
RYAM1921	19-21mm 12-Point SAE 25° Offset Ratcheting Box Wrench		

PROTO METRIC RATCHETING DOUBLE BOX WRENCHES 12 POINT 25° OFFSET



PN CODE	DESCRIPTION	METRIC	12 POINT
J1181M-A	7-8mm Offset Reversible Ratchet Double Box Wrench		
J1182M-A	9-10mm Offset Reversible Ratchet Double Box Wrench		
J1183MA-A	11-12mm Offset Reversible Ratchet Double Box Wrench		
J1184MA-A	13-14mm Offset Reversible Ratchet Double Box Wrench		
J1185M-A	15-17mm Offset Reversible Ratchet Double Box Wrench		
J1186M-A	16-18mm Offset Reversible Ratchet Double Box Wrench		
J1187M-A	19-21mm Offset Reversible Ratchet Double Box Wrench		



SNAP ON METRIC T-HANDLE BOX WRENCH SET



PN CODE	DESCRIPTION	METRIC	12 POINT
RTBM605	5 Pc. 12-Point Metric T-Handle Box Wrench Set (8-14mm)		



PROTO FULL POLISH METRIC COMBINATION WRENCHES 12 POINT



PN CODE	DESCRIPTION	METRIC	12 POINT
J1206MBA	12-Point Black Oxide Metric Combination Wrench 6mm		
J1207M-T500	12-Point Full Polish Metric Combination Wrench 7mm		
J1208M-T500	12-Point Full Polish Metric Combination Wrench 8mm		
J1209M-T500	12-Point Full Polish Metric Combination Wrench 9mm		
J1210M-T500	12-Point Full Polish Metric Combination Wrench 10mm		
J1211M-T500	12-Point Full Polish Metric Combination Wrench 11mm		
J1212M-T500	12-Point Full Polish Metric Combination Wrench 12mm		
J1213M-T500	12-Point Full Polish Metric Combination Wrench 13mm		
J1214M-T500	12-Point Full Polish Metric Combination Wrench 14mm		
J1215M-T500	12-Point Full Polish Metric Combination Wrench 15mm		
J1216M-T500	12-Point Full Polish Metric Combination Wrench 16mm		
J1217M-T500	12-Point Full Polish Metric Combination Wrench 17mm		
J1218M-T500	12-Point Full Polish Metric Combination Wrench 18mm		
J1219M-T500	12-Point Full Polish Metric Combination Wrench 19mm		
J1220M-T500	12-Point Full Polish Metric Combination Wrench 20mm		
J1221M-T500	12-Point Full Polish Metric Combination Wrench 21mm		
J1222M-T500	12-Point Full Polish Metric Combination Wrench 22mm		
J1223M-T500	12-Point Full Polish Metric Combination Wrench 23mm		
J1224M-T500	12-Point Full Polish Metric Combination Wrench 24mm		
J1225M-T500	12-Point Full Polish Metric Combination Wrench 25mm		
J1226M-T500	12-Point Full Polish Metric Combination Wrench 26mm		
J1227M-T500	12-Point Full Polish Metric Combination Wrench 27mm		
J1228M-T500	12-Point Full Polish Metric Combination Wrench 28mm		
J1230M-T500	12-Point Full Polish Metric Combination Wrench 30mm		
J1232M-T500	12-Point Full Polish Metric Combination Wrench 32mm		
J1234M-T500	12-Point Full Polish Metric Combination Wrench 34mm		
J1236M-T500	12-Point Full Polish Metric Combination Wrench 36mm		

PROTO SATIN METRIC COMBINATION WRENCHES 12 POINT



PN CODE	DESCRIPTION	METRIC	12 POINT
J1241M	12-Point Satin Metric Combination Wrench 41mm		
J1246M	12-Point Satin Metric Combination Wrench 46mm		
J1250M	12-Point Satin Metric Combination Wrench 50mm		
J1255M	12-Point Satin Metric Combination Wrench 55mm		
J1260M	12-Point Satin Metric Combination Wrench 60mm		
J1265M	12-Point Satin Metric Combination Wrench 65mm		
J1270M	12-Point Satin Metric Combination Wrench 70mm		
J1275M	12-Point Satin Metric Combination Wrench 75mm		
J1280M	12-Point Satin Metric Combination Wrench 80mm		



PROTO METRIC SHORT COMBINATION WRENCHES 12 POINT



PN CODE	DESCRIPTION	METRIC	12 POINT
J1206MES	12-Point Full Polish Metric Short Combination Wrench 6mm		
J1207MES	12-Point Full Polish Metric Short Combination Wrench 7mm		
J1208MES	12-Point Full Polish Metric Short Combination Wrench 8mm		
J1209MES	12-Point Full Polish Metric Short Combination Wrench 9mm		
J1210MES	12-Point Full Polish Metric Short Combination Wrench 10mm		
J1211MES	12-Point Full Polish Metric Short Combination Wrench 11mm		
J1212MES	12-Point Full Polish Metric Short Combination Wrench 12mm		
J1213MES	12-Point Full Polish Metric Short Combination Wrench 13mm		
J1214MES	12-Point Full Polish Metric Short Combination Wrench 14mm		
J1215MES	12-Point Full Polish Metric Short Combination Wrench 15mm		
J1216MES	12-Point Full Polish Metric Short Combination Wrench 16mm		
J1217MES	12-Point Full Polish Metric Short Combination Wrench 17mm		
J1218MES	12-Point Full Polish Metric Short Combination Wrench 18mm		
J1219MES	12-Point Full Polish Metric Short Combination Wrench 19mm		



PROTO FULL POLISH METRIC COMBINATION WRENCHES 6 POINT



PN CODE	DESCRIPTION	METRIC	6 POINT
J1207MH-T500	6-Point Full Polish Metric Combination Wrench 7mm		
J1208MH-T500	6-Point Full Polish Metric Combination Wrench 8mm		
J1209MH-T500	6-Point Full Polish Metric Combination Wrench 9mm		
J1210MH-T500	6-Point Full Polish Metric Combination Wrench 10mm		
J1211MH-T500	6-Point Full Polish Metric Combination Wrench 11mm		
J1212MH-T500	6-Point Full Polish Metric Combination Wrench 12mm		
J1213MH-T500	6-Point Full Polish Metric Combination Wrench 13mm		
J1214MH-T500	6-Point Full Polish Metric Combination Wrench 14mm		
J1215MH-T500	6-Point Full Polish Metric Combination Wrench 15mm		
J1216MH-T500	6-Point Full Polish Metric Combination Wrench 16mm		
J1217MH-T500	6-Point Full Polish Metric Combination Wrench 17mm		
J1218MH-T500	6-Point Full Polish Metric Combination Wrench 18mm		
J1219MH-T500	6-Point Full Polish Metric Combination Wrench 19mm		



PROTO METRIC COMBINATION WRENCH SET - 12 POINT



PN CODE	DESCRIPTION	METRIC	12 POINT
J1200RM-T500	17 pc. 12-Point Metric Combination Wrench Set (7mm to 24mm)		



PROTO METRIC SHORT COMBINATION WRENCH SET 12 POINT



PN CODE	DESCRIPTION	METRIC	12 POINT
J1200MES-14	14 pc. 12-Point Short Metric Combination Wrench Set (6mm to 19mm)		



SNAP ON METRIC MIDGET COMBINATION WRENCH SET 12 POINT



PN CODE	DESCRIPTION	METRIC	12 POINT
OXIM710B	10 pc. 12-Point Metric Midget Combination Wrench Set (10mm to 19mm)		



PROTO METRIC COMBINATION WRENCH SET - 6 POINT



PN CODE	DESCRIPTION	METRIC	6 POINT
J1200MHASDT500	10 pc. 6-Point Combination Wrench Set (10mm to 19mm)		



SNAP ON METRIC MIDGET COMBINATION WRENCH SET 6 POINT



PN CODE	DESCRIPTION	METRIC	6 POINT
OXI707SBK	7 pc. 6-Point Metric Midget Combination Wrench Set (4mm to 9mm)		

WRENCHES

PROTO

PROTO METRIC 15° OFFSET DOUBLE BOX WRENCHES 12 POINT



PN CODE	DESCRIPTION	METRIC	12 POINT
J1050M	12-Point Full Polish Metric Offset Box Wrench 6-7mm		
J1051M	12-Point Full Polish Metric Offset Box Wrench 8-9mm		
J1053M	12-Point Full Polish Metric Offset Box Wrench 10-11mm		
J1057M	12-Point Full Polish Metric Offset Box Wrench 12-13mm		
J1061M	12-Point Full Polish Metric Offset Box Wrench 14-15mm		
J1064M	12-Point Full Polish Metric Offset Box Wrench 16-18mm		
J1065M	12-Point Full Polish Metric Offset Box Wrench 17-19mm		
J1068M	12-Point Full Polish Metric Offset Box Wrench 19-21mm		
J1073M	12-Point Full Polish Metric Offset Box Wrench 22-24mm		
J1077M	12-Point Full Polish Metric Offset Box Wrench 27-30mm		
J1079M	12-Point Full Polish Metric Offset Box Wrench 30-32mm		

PROTO METRIC 15° OFFSET DOUBLE BOX WRENCH SET 6 POINT



PN CODE	DESCRIPTION	METRIC	6 POINT
J1100S-M	11 pc. 12-Point 15° Offset Metric Box Wrench Set (6-7mm to 30-32mm)		

LEUNA

SNAP ON METRIC 0° OFFSET DOUBLE BOX WRENCHES 12 POINT



PN CODE	DESCRIPTION	METRIC	12 POINT
XDHFM67	12-Point Metric 0° Offset Box Wrench 6-7mm		
XDHFM89	12-Point Metric 0° Offset Box Wrench 8-9mm		
XDHFM810	12-Point Metric 0° Offset Box Wrench 8-10mm		
XDHFM1011	12-Point Metric 0° Offset Box Wrench 10-11mm		
XDHFM1012	12-Point Metric 0° Offset Box Wrench 10-12mm		
XDHFM1213	12-Point Metric 0° Offset Box Wrench 12-13mm		
XDHFM1214	12-Point Metric 0° Offset Box Wrench 12-14mm		
XDHFM1314	12-Point Metric 0° Offset Box Wrench 13-14mm		
XDHFM1315	12-Point Metric 0° Offset Box Wrench 13-15mm		
XDHFM1415	12-Point Metric 0° Offset Box Wrench 14-15mm		
XDHFM1417	12-Point Metric 0° Offset Box Wrench 14-17mm		
XDHFM1516	12-Point Metric 0° Offset Box Wrench 15-16mm		
XDHFM1618	12-Point Metric 0° Offset Box Wrench 16-18mm		
XDHFM1719	12-Point Metric 0° Offset Box Wrench 17-19mm		
XDHFM1820	12-Point Metric 0° Offset Box Wrench 18-20mm		
XDHFM2122	12-Point Metric 0° Offset Box Wrench 21-22mm		
XDHFM2224	12-Point Metric 0° Offset Box Wrench 22-24mm		

LEUNA

SNAP ON METRIC 15° OFFSET DOUBLE BOX WRENCHES 12 POINT



PN CODE	DESCRIPTION	METRIC	12 POINT
XDHM89	12-Point Metric 15° Offset Box Wrench 8-9mm		
XDHM810	12-Point Metric 15° Offset Box Wrench 8-10mm		
XDHM1011	12-Point Metric 15° Offset Box Wrench 10-11mm		
XDHM1012	12-Point Metric 15° Offset Box Wrench 10-12mm		
XDHM1213	12-Point Metric 15° Offset Box Wrench 12-13mm		
XDHM1214	12-Point Metric 15° Offset Box Wrench 12-14mm		
XDHM1415	12-Point Metric 15° Offset Box Wrench 14-15mm		
XDHM1417	12-Point Metric 15° Offset Box Wrench 14-17mm		
XDHM1516	12-Point Metric 15° Offset Box Wrench 15-16mm		
XDHM1719	12-Point Metric 15° Offset Box Wrench 17-19mm		
XDHM1820	12-Point Metric 15° Offset Box Wrench 18-20mm		

LEUNA

SNAP ON METRIC 60° OFFSET DOUBLE BOX WRENCHES 12 POINT



PN CODE	DESCRIPTION	METRIC	12 POINT
XOM810	12-Point Metric 60° Offset Box Wrench 8-10mm		
XOM910	12-Point Metric 60° Offset Box Wrench 9-10mm		
XOM1011	12-Point Metric 60° Offset Box Wrench 10-11mm		
XOM1214	12-Point Metric 60° Offset Box Wrench 12-14mm		
XOM1314	12-Point Metric 60° Offset Box Wrench 13-14mm		
XOM1315	12-Point Metric 60° Offset Box Wrench 13-15mm		
XOM1516	12-Point Metric 60° Offset Box Wrench 15-16mm		
XOM1618	12-Point Metric 60° Offset Box Wrench 16-18mm		
XOM1719	12-Point Metric 60° Offset Box Wrench 17-19mm		
XOM1820A	12-Point Metric 60° Offset Box Wrench 18-20mm		
XOM2021	12-Point Metric 60° Offset Box Wrench 20-21mm		
XOM2224	12-Point Metric 60° Offset Box Wrench 22-24mm		

WRENCHES

PROTO

PROTO SATIN FINISH METRIC OPEN END WRENCHES



PN CODE	DESCRIPTION	METRIC
J30607	6-7mm Satin Open End Wrench	
J30809	8-9mm Satin Open End Wrench	
J31011	10-11mm Satin Open End Wrench	
J31213	12-13mm Satin Open End Wrench	
J31415	14-15mm Satin Open End Wrench	
J31617	16-17mm Satin Open End Wrench	
J31819	18-19mm Satin Open End Wrench	
J32022	20-22mm Satin Open End Wrench	
J32123	21-23mm Satin Open End Wrench	
J32426	24-26mm Satin Open End Wrench	

LEUNA

PROTO FULL POLISH ANGLE METRIC OPEN END WRENCHES 15°-60°



PN CODE	DESCRIPTION	METRIC
J3109M	9mm Angle Open End Wrench	
J3110M	10mm Angle Open End Wrench	
J3111M	11mm Angle Open End Wrench	
J3112M	12mm Angle Open End Wrench	
J3113M	13mm Angle Open End Wrench	
J3114M	14mm Angle Open End Wrench	
J3115M	15mm Angle Open End Wrench	
J3116M	16mm Angle Open End Wrench	
J3117M	17mm Angle Open End Wrench	
J3118M	18mm Angle Open End Wrench	
J3119M	19mm Angle Open End Wrench	

LEUNA

PROTO SATIN METRIC DOUBLE END FLARE NUT WRENCHES 6 POINT



PN CODE	DESCRIPTION	METRIC	6 POINT
J3707M	7-8mm Satin Flare Nut Wrench - 6 Point		
J3709M	9-11mm Satin Flare Nut Wrench - 6 Point		
J3710M	10-12mm Satin Flare Nut Wrench - 6 Point		
J3713M	13-14mm Satin Flare Nut Wrench - 6 Point		
J3715M	15-17mm Satin Flare Nut Wrench - 6 Point		
J3716M	16-18mm Satin Flare Nut Wrench - 6 Point		
J3719M	19-21mm Satin Flare Nut Wrench - 6 Point		

PROTO METRIC OPEN END WRENCH SET



PN CODE	DESCRIPTION	METRIC
J30000A	10 Pc. Metric Open End Wrench Set (6-7mm to 24-26mm)	

PROTO FULL POLISH ANGLE METRIC OPEN END WRENCH SET 15°-16°



PN CODE	DESCRIPTION	METRIC
J3100M	11 Pc. Metric Angle Open End Wrench Set (9mm to 19mm)	

PROTO METRIC DOUBLE END FLARE NUT WRENCH SET 12 POINT



PN CODE	DESCRIPTION	METRIC	6 POINT
J3700M	5 Pc. Metric Double End Flare Nut Wrench Set (7-8mm to 15-17mm)		

SNAP ON METRIC FULL POLISH OPEN END WRENCHES



PN CODE	DESCRIPTION	METRIC
VOM67B	Full Polish Metric Open End Wrench 6-7mm	
VOM78B	Full Polish Metric Open End Wrench 7-8mm	
VOM89B	Full Polish Metric Open End Wrench 8-9mm	
VOM810B	Full Polish Metric Open End Wrench 8-10mm	
VOM1011B	Full Polish Metric Open End Wrench 10-11mm	
VOM1113B	Full Polish Metric Open End Wrench 11-13mm	
VOM1213B	Full Polish Metric Open End Wrench 12-13mm	
VOM1214B	Full Polish Metric Open End Wrench 12-14mm	
VOM1415B	Full Polish Metric Open End Wrench 14-15mm	
VOM1618B	Full Polish Metric Open End Wrench 16-18mm	
VOM1719B	Full Polish Metric Open End Wrench 17-19mm	
VOM1922B	Full Polish Metric Open End Wrench 19-22mm	
VOM2124B	Full Polish Metric Open End Wrench 21-24mm	
VOM2224B	Full Polish Metric Open End Wrench 22-24mm	
VOM2730B	Full Polish Metric Open End Wrench 27-30mm	
VOM3032B	Full Polish Metric Open End Wrench 30-32mm	



SNAP ON METRIC 15/60 OFFSET OPEN END IGNITION WRENCHES



PN CODE	DESCRIPTION	METRIC
DSM3.25.5	Metric 15/60 Offset Open End Ignition Wrench 3.2-5.5mm	
DSM5.53.2	Metric 15/60 Offset Open End Ignition Wrench 5.5-3.2mm	
DSM45	Metric 15/60 Offset Open End Ignition Wrench 4-5mm	
DSM54	Metric 15/60 Offset Open End Ignition Wrench 5-4mm	
DSM67	Metric 15/60 Offset Open End Ignition Wrench 6-7mm	
DSM76	Metric 15/60 Offset Open End Ignition Wrench 7-6mm	
DSM89	Metric 15/60 Offset Open End Ignition Wrench 8-9mm	
DSM98	Metric 15/60 Offset Open End Ignition Wrench 9-8mm	
DSM1011	Metric 15/60 Offset Open End Ignition Wrench 10-11mm	
DSM1110	Metric 15/60 Offset Open End Ignition Wrench 11-10mm	



SNAP ON METRIC FOUR WAY ANGLE OPEN END WRENCHES 30° - 60°



PN CODE	DESCRIPTION	METRIC
VSM5210B	Metric Four Way Angle Open End Wrench 10mm	
VSM5211B	Metric Four Way Angle Open End Wrench 11mm	
VSM5212B	Metric Four Way Angle Open End Wrench 12mm	
VSM5213B	Metric Four Way Angle Open End Wrench 13mm	
VSM5214B	Metric Four Way Angle Open End Wrench 14mm	
VSM5215B	Metric Four Way Angle Open End Wrench 15mm	
VSM5216B	Metric Four Way Angle Open End Wrench 16mm	
VSM5217B	Metric Four Way Angle Open End Wrench 17mm	
VSM5218B	Metric Four Way Angle Open End Wrench 18mm	
VSM5219B	Metric Four Way Angle Open End Wrench 19mm	
VSM5221B	Metric Four Way Angle Open End Wrench 21mm	
VSM5222B	Metric Four Way Angle Open End Wrench 22mm	
VSM5224B	Metric Four Way Angle Open End Wrench 24mm	
VSM5227B	Metric Four Way Angle Open End Wrench 27mm	

SNAP ON METRIC 15/60 OFFSET OPEN END IGNITION WRENCH SET



PN CODE	DESCRIPTION	METRIC	6 POINT
DSM810K	10 pc. Metric 15°/60° Offset Open End Ignition Wrench Set (3.2mm to 11mm)		

CLEAN AS YOU GO



MAKE IT FOD FREE



HAND TOOL SAFETY



SNAP ON 1/4" OPEN END CROWFOOT WRENCHES



PN CODE	DESCRIPTION	INCH
TMCO8	1/4" Drive SAE 1/4" Open-End Crowfoot Wrench	
TMCO10	1/4" Drive SAE 5/16" Open-End Crowfoot Wrench	
TMCO12	1/4" Drive SAE 3/8" Open-End Crowfoot Wrench	
TMCO14	1/4" Drive SAE 7/16" Open-End Crowfoot Wrench	
TMCO16	1/4" Drive SAE 1/2" Open-End Crowfoot Wrench	
TMCO18	1/4" Drive SAE 9/16" Open-End Crowfoot Wrench	



SNAP ON 1/4" OPEN END CROWFOOT WRENCH SET



PN CODE	DESCRIPTION	INCH
106TMCO	6 pc 1/4" Drive SAE Open-End Crowfoot Wrench Set (1/4"-9/16")	



SNAP ON 3/8" OPEN END CROWFOOT WRENCHES



PN CODE	DESCRIPTION	INCH
FCO12A	3/8" Drive SAE 3/8" Open-End Crowfoot Wrench	
FCO14A	3/8" Drive SAE 7/16" Open-End Crowfoot Wrench	
FCO16A	3/8" Drive SAE 1/2" Open-End Crowfoot Wrench	
FCO18A	3/8" Drive SAE 9/16" Open-End Crowfoot Wrench	
FCO20A	3/8" Drive SAE 5/8" Open-End Crowfoot Wrench	
FCO22A	3/8" Drive SAE 11/16" Open-End Crowfoot Wrench	
FCO24A	3/8" Drive SAE 3/4" Open-End Crowfoot Wrench	
FCO26A	3/8" Drive SAE 13/16" Open-End Crowfoot Wrench	
FCO28A	3/8" Drive SAE 7/8" Open-End Crowfoot Wrench	
FCO30A	3/8" Drive SAE 15/16" Open-End Crowfoot Wrench	
FCO32A	3/8" Drive SAE 1" Open-End Crowfoot Wrench	
FC34B	3/8" Drive SAE 1-1/16" Open-End Crowfoot Wrench	
FC36A	3/8" Drive SAE 1-1/8" Open-End Crowfoot Wrench	
FC38A	3/8" Drive SAE 1-3/16" Open-End Crowfoot Wrench	
FC40A	3/8" Drive SAE 1-1/4" Open-End Crowfoot Wrench	
FC42A	3/8" Drive SAE 1-5/16" Open-End Crowfoot Wrench	
FC44A	3/8" Drive SAE 1-3/8" Open-End Crowfoot Wrench	
FC46A	3/8" Drive SAE 1-7/16" Open-End Crowfoot Wrench	
FC48A	3/8" Drive SAE 1-1/2" Open-End Crowfoot Wrench	
FC50A	3/8" Drive SAE 1-9/16" Open-End Crowfoot Wrench	
FC52A	3/8" Drive SAE 1-5/8" Open-End Crowfoot Wrench	
FC54A	3/8" Drive SAE 1-11/16" Open-End Crowfoot Wrench	
FC56A	3/8" Drive SAE 1-3/4" Open-End Crowfoot Wrench	
FC58A	3/8" Drive SAE 1-13/16" Open-End Crowfoot Wrench	
FC60A	3/8" Drive SAE 1-7/8" Open-End Crowfoot Wrench	
FC62A	3/8" Drive SAE 1-15/16" Open-End Crowfoot Wrench	
FC64A	3/8" Drive SAE 2" Open-End Crowfoot Wrench	
FC66A	3/8" Drive SAE 2-1/16" Open-End Crowfoot Wrench	
FC68A	3/8" Drive SAE 2-1/8" Open-End Crowfoot Wrench	
FC70A	3/8" Drive SAE 2-3/16" Open-End Crowfoot Wrench	
FC72A	3/8" Drive SAE 2-1/4" Open-End Crowfoot Wrench	
FC74A	3/8" Drive SAE 2-5/16" Open-End Crowfoot Wrench	
FC76A	3/8" Drive SAE 2-3/8" Open-End Crowfoot Wrench	
FC78A	3/8" Drive SAE 2-7/16" Open-End Crowfoot Wrench	
FC80A	3/8" Drive SAE 2-1/2" Open-End Crowfoot Wrench	
FC82A	3/8" Drive SAE 2-9/16" Open-End Crowfoot Wrench	
FC84A	3/8" Drive SAE 2-5/8" Open-End Crowfoot Wrench	
FC86A	3/8" Drive SAE 2 11/16" Open-End Crowfoot Wrench	
FC88A	3/8" Drive SAE 2-3/4" Open-End Crowfoot Wrench	
FC90A	3/8" Drive SAE 2-13/16" Open-End Crowfoot Wrench	
FC92A	3/8" Drive SAE 2-7/8" Open-End Crowfoot Wrench	
FC94A	3/8" Drive SAE 2-15/16" Open-End Crowfoot Wrench	
FC96A	3/8" Drive SAE 3" Open-End Crowfoot Wrench	

SNAP ON 1/4" DEEP FLARE NUT CROWFOOT WRENCHES



PN CODE	DESCRIPTION	INCH
AN85086B	1/4" Drive 12-Point 3/8" Deep Flare Nut Crowfoot Wrench	
AN85087B	1/4" Drive 12-Point 7/16" Deep Flare Nut Crowfoot Wrench	
AN85088B	1/4" Drive 12-Point 1/2" Deep Flare Nut Crowfoot Wrench	
AN85089B	1/4" Drive 12-Point 9/16" Deep Flare Nut Crowfoot Wrench	



SNAP ON 3/8" DEEP FLARE NUT CROWFOOT WRENCHES



PN CODE	DESCRIPTION	INCH
AN850810B	3/8" Drive 12-Point 5/8" Deep Flare Nut Crowfoot Wrench	
AN850811B	3/8" Drive 12-Point 11/16" Deep Flare Nut Crowfoot Wrench	
AN850812B	3/8" Drive 12-Point 3/4" Deep Flare Nut Crowfoot Wrench	
AN850813B	3/8" Drive 12-Point 13/16" Deep Flare Nut Crowfoot Wrench	
AN850814B	3/8" Drive 12-Point 7/8" Deep Flare Nut Crowfoot Wrench	
AN850815B	3/8" Drive 12-Point 15/16" Deep Flare Nut Crowfoot Wrench	
AN850816B	3/8" Drive 12-Point 1" Deep Flare Nut Crowfoot Wrench	
AN850817B	3/8" Drive 12-Point 1-1/16" Deep Flare Nut Crowfoot Wrench	



SNAP ON 3/8" DEEP FLARE NUT CROWFOOT WRENCH SET



PN CODE	DESCRIPTION	INCH
208AN	8 pc 3/8" Drive 12-Point Deep Flare Nut Crowfoot Wrench Set (5/8"-1-1/16")	



SNAP ON 3/8" OPEN END CROWFOOT WRENCH SET



PN CODE	DESCRIPTION	INCH
226FC	26pc 3/8" Drive SAE Open-End Crowfoot Wrench Set (7/16"-2")	



SNAP ON 3/8" OPEN END CROWFOOT WRENCH SET



PN CODE	DESCRIPTION	INCH
214FC	14pc 3/8" Drive SAE Open-End Crowfoot Wrench Set (7/16"-1-1/4")	



SNAP ON 3/8" OPEN END CROWFOOT WRENCH SET



PN CODE	DESCRIPTION	INCH
211FCOA	11pc 3/8" Drive SAE Open-End Crowfoot Wrench Set (3/8"-1")	



SNAP ON 1/2" OPEN END CROWFOOT WRENCHES



PN CODE	DESCRIPTION	INCH
SCO30	1/2" Drive 15/16" Open-End Crowfoot Wrench	
SCO32	1/2" Drive 1" Open-End Crowfoot Wrench	
SCO34	1/2" Drive 1-1/16" Open-End Crowfoot Wrench	
SCO36	1/2" Drive 1-1/8" Open-End Crowfoot Wrench	
SCO38	1/2" Drive 1-3/16" Open-End Crowfoot Wrench	
SCO40	1/2" Drive 1-1/4" Open-End Crowfoot Wrench	
SCO42	1/2" Drive 1-5/16" Open-End Crowfoot Wrench	
SCO44	1/2" Drive 1-3/8" Open-End Crowfoot Wrench	
SCO46	1/2" Drive 1-7/16" Open-End Crowfoot Wrench	
SCO48	1/2" Drive 1-1/2" Open-End Crowfoot Wrench	
SCO50	1/2" Drive 1-9/16" Open-End Crowfoot Wrench	
SCO52	1/2" Drive 1-5/8" Open-End Crowfoot Wrench	
SCO54	1/2" Drive 1-11/16" Open-End Crowfoot Wrench	
SCO56	1/2" Drive 1-3/4" Open-End Crowfoot Wrench	
SCO58	1/2" Drive 1-13/16" Open-End Crowfoot Wrench	
SCO60	1/2" Drive 1-7/8" Open-End Crowfoot Wrench	
SCO64	1/2" Drive 2" Open-End Crowfoot Wrench	
SCO68	1/2" Drive 2-1/8" Open-End Crowfoot Wrench	
SCO72	1/2" Drive 2-1/4" Open-End Crowfoot Wrench	
SCO76	1/2" Drive 2-3/8" Open-End Crowfoot Wrench	
SCO78	1/2" Drive 2-7/16" Open-End Crowfoot Wrench	
SCO80	1/2" Drive 2-1/2" Open-End Crowfoot Wrench	



SNAP ON 1/2" OPEN END CROWFOOT WRENCH SET



PN CODE	DESCRIPTION	INCH
314SCOA	14 pc 1/2" Crowfoot Wrench Set (1-1/16"-1-1/2" and 1-5/8"-2")	



SNAP ON 3/8" METRIC RATCHETING CROWFOOT WRENCH SET



PN CODE	DESCRIPTION	METRIC
BFCRM712A	13 pc 3/8" Drive 12-Point Metric Ratcheting Crowfoot Wrench Set (8mm to 19mm)	



SNAP ON 1/2" DEEP FLARE NUT CROWFOOT WRENCHES



PN CODE	DESCRIPTION	INCH
AN850818B	1/2" Drive 12-Point 1-1/8" Deep Flare Nut Crowfoot Wrench	
AN850819B	1/2" Drive 12-Point 1-3/16" Deep Flare Nut Crowfoot Wrench	
AN850820B	1/2" Drive 12-Point 1-1/4" Deep Flare Nut Crowfoot Wrench	
AN850821B	1/2" Drive 12-Point 1-5/16" Deep Flare Nut Crowfoot Wrench	
AN850822B	1/2" Drive 12-Point 1-3/8" Deep Flare Nut Crowfoot Wrench	
AN850823B	1/2" Drive 12-Point 1-7/16" Deep Flare Nut Crowfoot Wrench	
AN850824B	1/2" Drive 12-Point 1-1/2" Deep Flare Nut Crowfoot Wrench	
AN850825B	1/2" Drive 12-Point 1-9/16" Deep Flare Nut Crowfoot Wrench	
AN850826B	1/2" Drive 12-Point 1-5/8" Deep Flare Nut Crowfoot Wrench	
AN850827B	1/2" Drive 12-Point 1-11/16" Deep Flare Nut Crowfoot Wrench	
AN850828B	1/2" Drive 12-Point 1-3/4" Deep Flare Nut Crowfoot Wrench	
AN850829B	1/2" Drive 12-Point 1-13/16" Deep Flare Nut Crowfoot Wrench	
AN850830B	1/2" Drive 12-Point 1-7/8" Deep Flare Nut Crowfoot Wrench	
AN850831B	1/2" Drive 12-Point 1-15/16" Deep Flare Nut Crowfoot Wrench	
AN850832B	1/2" Drive 12-Point 2" Deep Flare Nut Crowfoot Wrench	
AN850834B	1/2" Drive 12-Point 2-1/8" Deep Flare Nut Crowfoot Wrench	
AN850835B	1/2" Drive 12-Point 2-3/16" Deep Flare Nut Crowfoot Wrench	
AN850836B	1/2" Drive 12-Point 2-1/4" Deep Flare Nut Crowfoot Wrench	
AN850838B	1/2" Drive 12-Point 2-3/8" Deep Flare Nut Crowfoot Wrench	
AN850839B	1/2" Drive 12-Point 2-7/16" Deep Flare Nut Crowfoot Wrench	
AN850841B	1/2" Drive 12-Point 2-9/16" Deep Flare Nut Crowfoot Wrench	
AN850842B	1/2" Drive 12-Point 2-5/8" Flank Deep Flare Nut Crowfoot Wrench	
AN850843B	1/2" Drive 12-Point 2-11/16" Deep Flare Nut Crowfoot Wrench	
AN850844B	1/2" Drive 12-Point 2-3/4" Deep Flare Nut Crowfoot Wrench	
AN850850B	1/2" Drive 12-Point 3-1/8" Deep Flare Nut Crowfoot Wrench	

SNAP ON 1/2" DEEP FLARE NUT CROWFOOT WRENCHES



PN CODE	DESCRIPTION	INCH
315AN	15 pc 1/2" 12-Point Deep Flare Nut Crowfoot Wrench Set (1-1/8"-2")	



PROTO 3/8" OPEN END CROWFOOT WRENCHES



PN CODE	DESCRIPTION	INCH
J4912CF	3/8 in. Drive 3/8 in. Full Polish Crowfoot Wrench	
J4914CF	3/8 in. Drive 7/16 in. Full Polish Crowfoot Wrench	
J4916CF	3/8 in. Drive 1/2 in. Full Polish Crowfoot Wrench	
J4918CF	3/8 in. Drive 9/16 in. Full Polish Crowfoot Wrench	
J4920CF	3/8 in. Drive 5/8 in. Full Polish Crowfoot Wrench	
J4922CF	3/8 in. Drive 11/16 in. Full Polish Crowfoot Wrench	
J4924CF	3/8 in. Drive 3/4 in. Full Polish Crowfoot Wrench	
J4926CF	3/8 in. Drive 13/16 in. Full Polish Crowfoot Wrench	
J4928CF	3/8 in. Drive 7/8 in. Full Polish Crowfoot Wrench	
J4930CF	3/8 in. Drive 15/16 in. Full Polish Crowfoot Wrench	
J4932CF	3/8 in. Drive 1 in. Full Polish Crowfoot Wrench	
J4934CF	3/8 in. Drive 1-1/16 in. Full Polish Crowfoot Wrench	
J4936CF	3/8 in. Drive 1-1/8 in. Full Polish Crowfoot Wrench	
J4938CF	3/8 in. Drive 1-3/16 in. Full Polish Crowfoot Wrench	
J4940CF	3/8 in. Drive 1-1/4 in. Full Polish Crowfoot Wrench	
J4942CF	3/8 in. Drive 1-5/16 in. Full Polish Crowfoot Wrench	
J4944CF	3/8 in. Drive 1-3/8 in. Full Polish Crowfoot Wrench	
J4946CF	3/8 in. Drive 1-7/16 in. Full Polish Crowfoot Wrench	
J4948CF	3/8 in. Drive 1-1/2 in. Full Polish Crowfoot Wrench	
J4950CF	3/8 in. Drive 1-9/16 in. Full Polish Crowfoot Wrench	
J4952CF	3/8 in. Drive 1-5/8 in. Full Polish Crowfoot Wrench	
J4954CF	3/8 in. Drive 1-11/16 in. Full Polish Crowfoot Wrench	
J4956CF	3/8 in. Drive 1-3/4 in. Full Polish Crowfoot Wrench	
J4958CF	3/8 in. Drive 1-13/16 in. Full Polish Crowfoot Wrench	
J4960CF	3/8 in. Drive 1-7/8 in. Full Polish Crowfoot Wrench	
J4962CF	3/8 in. Drive 1-15/16 in. Full Polish Crowfoot Wrench	
J4964CF	3/8 in. Drive 2 in. Full Polish Crowfoot Wrench	
J4966CF	3/8 in. Drive 2-1/16 in. Full Polish Crowfoot Wrench	
J4968CF	3/8 in. Drive 2-1/8 in. Full Polish Crowfoot Wrench	
J4970CF	3/8 in. Drive 2-3/16 in. Full Polish Crowfoot Wrench	
J4972CF	3/8 in. Drive 2-1/4 in. Full Polish Crowfoot Wrench	
J4974CF	3/8 in. Drive 2-5/16 in. Full Polish Crowfoot Wrench	
J4976CF	3/8 in. Drive 2-3/8 in. Full Polish Crowfoot Wrench	
J4978CF	3/8 in. Drive 2-7/16 in. Full Polish Crowfoot Wrench	
J4980CF	3/8 in. Drive 2-1/2 in. Full Polish Crowfoot Wrench	
J4982CF	3/8 in. Drive 2-9/16 in. Full Polish Crowfoot Wrench	
J4984CF	3/8 in. Drive 2-5/8 in. Full Polish Crowfoot Wrench	
J4986CF	3/8 in. Drive 2-11/16 in. Full Polish Crowfoot Wrench	
J4988CF	3/8 in. Drive 2-3/4 in. Full Polish Crowfoot Wrench	
J4990CF	3/8 in. Drive 2-13/16 in. Full Polish Crowfoot Wrench	
J4992CF	3/8 in. Drive 2-7/8 in. Full Polish Crowfoot Wrench	
J4994CF	3/8 in. Drive 2-15/16 in. Full Polish Crowfoot Wrench	
J4996CF	3/8 in. Drive 3 in. Full Polish Crowfoot Wrench	

PROTO 1/2" OPEN END CROWFOOT WRENCHES



PN CODE	DESCRIPTION	INCH
J5330CF	1/2 in. Drive 15/16" Open-End Crowfoot Wrench	
J5332CF	1/2 in. Drive 1 in. Full Polish Crowfoot Wrench	
J5334CF	1/2 in. Drive 1-1/16 in. Full Polish Crowfoot Wrench	
J5336CF	1/2 in. Drive 1-1/8 in. Full Polish Crowfoot Wrench	
J5338CF	1/2 in. Drive 1-3/16 in. Full Polish Crowfoot Wrench	
J5340CF	1/2 in. Drive 1-1/4 in. Full Polish Crowfoot Wrench	
J5342CF	1/2 in. Drive 1-5/16 in. Full Polish Crowfoot Wrench	
J5344CF	1/2 in. Drive 1-3/8 in. Full Polish Crowfoot Wrench	
J5346CF	1/2 in. Drive 1-7/16 in. Full Polish Crowfoot Wrench	
J5348CF	1/2 in. Drive 1-1/2 in. Full Polish Crowfoot Wrench	
J5350CF	1/2 in. Drive 1-9/16 in. Full Polish Crowfoot Wrench	
J5352CF	1/2 in. Drive 1-5/8 in. Full Polish Crowfoot Wrench	
J5354CF	1/2 in. Drive 1-11/16 in. Full Polish Crowfoot Wrench	
J5356CF	1/2 in. Drive 1-3/4 in. Full Polish Crowfoot Wrench	
J5358CF	1/2 in. Drive 1-13/16 in. Full Polish Crowfoot Wrench	
J5360CF	1/2 in. Drive 1-7/8 in. Full Polish Crowfoot Wrench	
J5364CF	1/2 in. Drive 2 in. Full Polish Crowfoot Wrench	
J5368CF	1/2 in. Drive 2-1/8 in. Full Polish Crowfoot Wrench	
J5372CF	1/2 in. Drive 2-1/4 in. Full Polish Crowfoot Wrench	
J5376CF	1/2 in. Drive 2-3/8 in. Full Polish Crowfoot Wrench	
J5378CF	1/2 in. Drive 2-7/16 in. Full Polish Crowfoot Wrench	
J5380CF	1/2 in. Drive 2-1/2 in. Full Polish Crowfoot Wrench	



PROTO 1/2" OPEN END CROWFOOT WRENCH SET



PN CODE	DESCRIPTION	INCH
J53001CF	15 pc. 1/2 in. Drive Crowfoot Wrench Set (1-1/16" to 2")	



PROTO 3/8" OPEN END CROWFOOT WRENCH SET



PN CODE	DESCRIPTION	INCH
J49002CF	27 pc. 3/8 in. Drive Crowfoot Wrench Set (3/8" to 2")	



PROTO 3/8" OPEN END CROWFOOT WRENCH SET



PN CODE	DESCRIPTION	INCH
J49003CF	15 pc. 3/8 in. Drive Crowfoot Wrench Set (3/8" to 1-1/4")	



PROTO 1/4" METRIC OPEN END CROWFOOT WRENCHES



PN CODE	DESCRIPTION	METRIC
J4707MCF	1/4 in. Drive Metric Crowfoot Wrench 7mm	
J4708MCF	1/4 in. Drive Metric Crowfoot Wrench 8mm	
J4709MCF	1/4 in. Drive Metric Crowfoot Wrench 9mm	
J4710MCF	1/4 in. Drive Metric Crowfoot Wrench 10mm	
J4711MCF	1/4 in. Drive Metric Crowfoot Wrench 11mm	
J4712MCF	1/4 in. Drive Metric Crowfoot Wrench 12mm	
J4713MCF	1/4 in. Drive Metric Crowfoot Wrench 13mm	
J4714MCF	1/4 in. Drive Metric Crowfoot Wrench 14mm	

PROTO 3/8" METRIC OPEN END CROWFOOT WRENCHES



PN CODE	DESCRIPTION	METRIC
J4909MCF	3/8 in. Drive Metric Crowfoot Wrench 9mm	
J4910MCF	3/8 in. Drive Metric Crowfoot Wrench 10mm	
J4911MCF	3/8 in. Drive Metric Crowfoot Wrench 11mm	
J4912MCF	3/8 in. Drive Metric Crowfoot Wrench 12mm	
J4913MCF	3/8 in. Drive Metric Crowfoot Wrench 13mm	
J4914MCF	3/8 in. Drive Metric Crowfoot Wrench 14mm	
J4915MCF	3/8 in. Drive Metric Crowfoot Wrench 15mm	
J4916MCF	3/8 in. Drive Metric Crowfoot Wrench 16mm	
J4917MCF	3/8 in. Drive Metric Crowfoot Wrench 17mm	
J4918MCF	3/8 in. Drive Metric Crowfoot Wrench 18mm	
J4919MCF	3/8 in. Drive Metric Crowfoot Wrench 19mm	
J4920MCF	3/8 in. Drive Metric Crowfoot Wrench 20mm	
J4921MCF	3/8 in. Drive Metric Crowfoot Wrench 21mm	
J4922MCF	3/8 in. Drive Metric Crowfoot Wrench 22mm	
J4923MCF	3/8 in. Drive Metric Crowfoot Wrench 23mm	
J4924MCF	3/8 in. Drive Metric Crowfoot Wrench 24mm	



PROTO 1/4" OPEN END CROWFOOT WRENCH SET



PN CODE	DESCRIPTION	METRIC
J47000MCF	7 pc. 1/4 in. Drive Metric Crowfoot Wrench Set (7mm to 14mm)	

PROTO 3/8" OPEN END CROWFOOT WRENCH SET



PN CODE	DESCRIPTION	METRIC
J49000MCF	16 pc. 3/8 in. Drive Metric Crowfoot Wrench Set (9mm to 24mm)	



PROTO 1/2" METRIC OPEN END CROWFOOT WRENCHES



PN CODE	DESCRIPTION	METRIC
J5320MCF	1/2 in. Drive Metric Crowfoot Wrench 20mm	
J5321MCF	1/2 in. Drive Metric Crowfoot Wrench 21mm	
J5322MCF	1/2 in. Drive Metric Crowfoot Wrench 22mm	
J5323MCF	1/2 in. Drive Metric Crowfoot Wrench 23mm	
J5324MCF	1/2 in. Drive Metric Crowfoot Wrench 24mm	
J5325MCF	1/2 in. Drive Metric Crowfoot Wrench 25mm	
J5326MCF	1/2 in. Drive Metric Crowfoot Wrench 26mm	
J5327MCF	1/2 in. Drive Metric Crowfoot Wrench 27mm	
J5328MCF	1/2 in. Drive Metric Crowfoot Wrench 28mm	
J5329MCF	1/2 in. Drive Metric Crowfoot Wrench 29mm	
J5330MCF	1/2 in. Drive Metric Crowfoot Wrench 30mm	
J5332MCF	1/2 in. Drive Metric Crowfoot Wrench 32mm	
J5335MCF	1/2 in. Drive Metric Crowfoot Wrench 35mm	
J5336MCF	1/2 in. Drive Metric Crowfoot Wrench 36mm	
J5338MCF	1/2 in. Drive Metric Crowfoot Wrench 38mm	
J5341MCF	1/2 in. Drive Metric Crowfoot Wrench 41mm	
J5342MCF	1/2 in. Drive Metric Crowfoot Wrench 42mm	
J5346MCF	1/2 in. Drive Metric Crowfoot Wrench 46mm	





HEX KEYS

AIRCRAFT MECHANIC BECAUSE PILOTS NEED HEROES TOO



HAND TOOL SAFETY

SNAP ON SOFT GRIP HANDLE T AND L SHAPED HEX WRENCHES



PN CODE	DESCRIPTION	INCH
AWSG06A	3/32" SAE T-Shaped/L-Shaped Combination Hex Wrench	
AWSG07A	7/64" SAE T-Shaped/L-Shaped Combination Hex Wrench	
AWSG08A	1/8" SAE T-Shaped/L-Shaped Combination Hex Wrench	
AWSG09A	9/64" SAE T-Shaped/L-Shaped Combination Hex Wrench	
AWSG10A	5/32" SAE T-Shaped/L-Shaped Combination Hex Wrench	
AWSG12A	3/16" SAE T-Shaped/L-Shaped Combination Hex Wrench	
AWSG14A	7/32" SAE T-Shaped/L-Shaped Combination Hex Wrench	
AWSG16A	1/4" SAE T-Shaped/L-Shaped Combination Hex Wrench	
AWSG20A	5/16" SAE T-Shaped/L-Shaped Combination Hex Wrench	
AWSG24A	3/8" SAE T-Shaped/L-Shaped Combination Hex Wrench	



SNAP ON SOFT GRIP HANDLE T AND L SHAPED BALL HEX WRENCHES



PN CODE	DESCRIPTION	INCH
AWBSG06A	3/32" SAE T-Shaped/L-Shaped Combination Ball Hex Wrench	
AWBSG07A	7/64" SAE T-Shaped/L-Shaped Combination Ball Hex Wrench	
AWBSG08A	1/8" SAE T-Shaped/L-Shaped Combination Ball Hex Wrench	
AWBSG09A	9/64" SAE T-Shaped/L-Shaped Combination Ball Hex Wrench	
AWBSG10A	5/32" SAE T-Shaped/L-Shaped Combination Ball Hex Wrench	
AWBSG12A	3/16" SAE T-Shaped/L-Shaped Combination Ball Hex Wrench	
AWBSG14A	7/32" SAE T-Shaped/L-Shaped Combination Ball Hex Wrench	
AWBSG16A	1/4" SAE T-Shaped/L-Shaped Combination Ball Hex Wrench	
AWBSG20A	5/16" SAE T-Shaped/L-Shaped Combination Ball Hex Wrench	
AWBSG24A	3/8" SAE T-Shaped/L-Shaped Combination Ball Hex Wrench	



SNAP ON SOFT GRIP HANDLE T AND L SHAPED HEX WRENCH SET



PN CODE	DESCRIPTION	INCH
AWSG800A	8 pc T-Shaped/L-Shaped Combination Hex Wrench Set (3/32-1/4")	

SNAP ON SOFT GRIP HANDLE T AND L SHAPED BALL HEX WRENCH SET



PN CODE	DESCRIPTION	INCH
AWBSG800A	8 pc T-Shaped/L-Shaped Combination Ball Hex Wrench Set (3/32-1/4")	



SNAP ON RED HANDLE T SHAPED HEX WRENCHES



PN CODE	DESCRIPTION	INCH
AWCG1606B	3/32" SAE T-Shaped Hex Wrench	
AWCG1607B	7/64" SAE T-Shaped Hex Wrench	
AWCG1608B	1/8" SAE T-Shaped Hex Wrench	
AWCG1609B	9/64" SAE T-Shaped Hex Wrench	
AWCG1610B	5/32" SAE T-Shaped Hex Wrench	
AWCG1612B	3/16" SAE T-Shaped Hex Wrench	
AWCG1614B	7/32" SAE T-Shaped Hex Wrench	
AWCG1616B	1/4" SAE T-Shaped Hex Wrench	
AWCG1620B	5/16" SAE T-Shaped Hex Wrench	
AWCG1624B	3/8" SAE T-Shaped Hex Wrench	

SNAP ON RED HANDLE T SHAPED BALL HEX WRENCHES



PN CODE	DESCRIPTION	INCH
AWBCG1606	3/32" SAE T-Shaped Ball Hex Wrench	
AWBCG1607	7/64" SAE T-Shaped Ball Hex Wrench	
AWBCG1608	1/8" SAE T-Shaped Ball Hex Wrench	
AWBCG1609	9/64" SAE T-Shaped Ball Hex Wrench	
AWBCG1610	5/32" SAE T-Shaped Ball Hex Wrench	
AWBCG1612	3/16" SAE T-Shaped Ball Hex Wrench	
AWBCG1614	7/32" SAE T-Shaped Ball Hex Wrench	
AWBCG1616	1/4" SAE T-Shaped Ball Hex Wrench	
AWBCG1620	5/16" SAE T-Shaped Ball Hex Wrench	
AWBCG1624	3/8" SAE T-Shaped Ball Hex Wrench	



SNAP ON RED HANDLE T SHAPED HEX WRENCH SET



PN CODE	DESCRIPTION	INCH
AWCG1600B	8 pc SAE T-Shaped Hex Wrench Set (3/32-1/4")	

SNAP ON RED HANDLE T SHAPED BALL HEX WRENCH SET



PN CODE	DESCRIPTION	INCH
AWBSG800A	8 pc SAE T-Handle Ball Hex Wrench Set (3/32-1/4")	



SNAP ON STANDART HANDLE T SHAPED HEX WRENCHES

PN CODE	DESCRIPTION	INCH
GAW1906	3/32" SAE T-Shaped Standard Handle Hex Wrench	
GAW1907	7/64" SAE T-Shaped Standard Handle Hex Wrench	
GAW1908	1/8" SAE T-Shaped Standard Handle Hex Wrench	
GAW1909	9/64" SAE T-Shaped Standard Handle Hex Wrench	
GAW1910	5/32" SAE T-Shaped Standard Handle Hex Wrench	
GAW1912	3/16" SAE T-Shaped Standard Handle Hex Wrench	
GAW1914	7/32" SAE T-Shaped Standard Handle Hex Wrench	
GAW1916	1/4" SAE T-Shaped Standard Handle Hex Wrench	
GAW1920	5/16" SAE T-Shaped Standard Handle Hex Wrench	
GAW1924	3/8" SAE T-Shaped Standard Handle Hex Wrench	

SNAP ON STANDART HANDLE T SHAPED HEX WRENCH SET



PN CODE	DESCRIPTION	INCH
GAW1900A	8 pc SAE T-Shaped Standard Handle Hex Wrench Set (3/32-1/4")	

HEX KEYS

SNAP ON FOLDING HEX KEY SET



PN CODE	DESCRIPTION	INCH
AWEF9K	9 pc SAE Folding Hex Key Set (0.05"-3/16")	

SNAP ON L-SHAPED HEX KEY SET



PN CODE	DESCRIPTION	INCH
AWS13	13 pc SAE L-Shaped Hex Wrench Set (1/20"-3/8")	

SNAP ON L-SHAPED HEX KEY SETS



PN CODE	DESCRIPTION	INCH
AW1020DK	20 pc SAE L-Shaped Hex Wrench Set (.028-3/4")	
AW1015DK	15 pc SAE L-Shaped Hex Wrench Set (.028-3/8")	
AW1013DK	13 pc SAE L-Shaped Hex Wrench Set (.050-3/8")	
AW1015DHK	15 pc SAE L-Shaped Hex Wrench Set (.028-3/8")	



SNAP ON L-SHAPED BALL HEX KEY SET



PN CODE	DESCRIPTION	INCH
BHS13A	13 pc SAE L-Shaped Ball Hex Wrench Set (0.05"-3/8")	

SNAP ON EXTRA LONG L-SHAPED HEX KEY SET



PN CODE	DESCRIPTION	INCH
AWXL13	13 pc SAE Extra-Long L-Shaped Hex Key Set (0.05"-3/8")	

SNAP ON L-SHAPED LONG HEX KEY SETS



PN CODE	DESCRIPTION	INCH
AWL1010DK	10 pc SAE Long L-Shaped Hex Wrench Set (3/32-3/8")	
AWL1010DHK	10 pc SAE Long L-Shaped Hex Wrench Set (3/32-3/8")	

HEX KEYS



PROTO RED HANDLE T SHAPED HEX WRENCHES



PN CODE	DESCRIPTION	INCH
J46406	3/32 in. Cushion Grip T-Handle Hex Key	
J46407	7/64 in. Cushion Grip T-Handle Hex Key	
J46408	1/8 in. Cushion Grip T-Handle Hex Key	
J46409	9/64 in. Cushion Grip T-Handle Hex Key	
J46410	5/32 in. Cushion Grip T-Handle Hex Key	
J46412	3/16 in. Cushion Grip T-Handle Hex Key	
J46414	7/32 in. Cushion Grip T-Handle Hex Key	
J46416	1/4 in. Cushion Grip T-Handle Hex Key	
J46420	5/16 in. Cushion Grip T-Handle Hex Key	
J46424	3/8 in. Cushion Grip T-Handle Hex Key	

PROTO RED HANDLE T SHAPED HEX WRENCH SET



PN CODE	DESCRIPTION	INCH
J4968	11 pc. T-Handle Hex Key Set (5/64-3/8")	

PROTO ROUND HEAD L-SHAPED HEX KEY SET



PN CODE	DESCRIPTION	INCH
J4995	13 pc. Round Head Hex Key Set (3/64-3/8")	

PROTO LONG L-SHAPED HEX KEY SET



PN CODE	DESCRIPTION	INCH
J4983	13 pc. Long Hex Key Set (3/64-3/8")	

PROTO L-SHAPED HEX KEY SET



PN CODE	DESCRIPTION	INCH
J4986	18 pc. Hex Key Set (1/64-5/8")	

PROTO FOLDING HEX KEY SET



PN CODE	DESCRIPTION	INCH
J4993	9 pc. Folding Hex Key Set (5/64 in. - 1/4 in.)	

WRENCHES



SNAP ON CUSHION HANDLE ADJUSTABLE WRENCHES



PN CODE	DESCRIPTION
FADH6C	6" Flank Drive® Plus Adjustable Wrench (Red)
FADH8C	8" Flank Drive® Plus Adjustable Wrench (Red)
FADH10C	10" Flank Drive® Plus Adjustable Wrench (Red)
FADH12C	12" Flank Drive® Plus Adjustable Wrench (Red)



SNAP ON NICHEL-CHROME ADJUSTABLE WRENCHES



PN CODE	DESCRIPTION
AD6C	6" Adjustable Wrench
AD8C	8" Adjustable Wrench
AD10C	10" Adjustable Wrench
AD12C	12" Adjustable Wrench



SNAP ON INDUSTRIAL FINISH ADJUSTABLE WRENCHES



PN CODE	DESCRIPTION
GAJ4A	4" Adjustable Wrench (Blue-Point®)
GAJ6A	6" Adjustable Wrench (Blue-Point®)
GAJ8A	8" Adjustable Wrench (Blue-Point®)
GAJ10A	10" Adjustable Wrench (Blue-Point®)
GAJ12A	12" Adjustable Wrench (Blue-Point®)
GAJ15A	15" Adjustable Wrench (Blue-Point®)
GAJ18A	18" Adjustable Wrench (Blue-Point®)
GAJ24A	24" Adjustable Wrench (Blue-Point®)
GAJS30	30" Adjustable Wrench (Blue-Point®)



SNAP ON STRAP WRENCHES (BLUE POINT)



PN CODE	DESCRIPTION
BLPSTWR4A	4" Strap Wrench
BLPSTWR6A	6" Strap Wrench



SNAP ON STRAP WRENCH



PN CODE	DESCRIPTION
LIL28500	6-5/8" Strap Wrench



PROTO NICHEL-CHROME ADJUSTABLE WRENCHES



PN CODE	DESCRIPTION
J706B	6" Adjustable Wrench
J708B	8" Adjustable Wrench
J710B	10" Adjustable Wrench
J712B	12" Adjustable Wrench
J715B	15" Adjustable Wrench
J718B	18" Adjustable Wrench
J724B	24" Adjustable Wrench

PROTO BLACK OXIDE ADJUSTABLE WRENCHES



PN CODE	DESCRIPTION
J704SB	4 in. Black Oxide Adjustable Wrench
J706SB	6 in. Black Oxide Adjustable Wrench
J708SB	8 in. Black Oxide Adjustable Wrench
J710SB	10 in. Black Oxide Adjustable Wrench
J712SB	12 in. Black Oxide Adjustable Wrench
J715SB	15 in. Black Oxide Adjustable Wrench
J718SB	18 in. Black Oxide Adjustable Wrench
J724SB	24 in. Black Oxide Adjustable Wrench

TORQUE WRENCHES



SNAP ON ADJUSTABLE CLICK TYPE TORQUE WRENCHES (IN-LB)



PN CODE	DESCRIPTION	INCH
QD1R50A	1/4" Drive Torque Wrench (10-50 in-lb)	
QD1R200A	1/4" Drive Torque Wrench (40-200 in-lb)	
QD2R200A	3/8" Drive Torque Wrench (40-200 in-lb)	
QD3R1600A	1/2" Drive Torque Wrench (320-1,600 in-lb)	



SNAP ON ADJUSTABLE CLICK TYPE TORQUE WRENCHES (FT-LB/NM)



PN CODE	DESCRIPTION	INCH
QD2R100A	3/8" Drive Torque Wrench (20-100 ft-lb)	
QD2R75A	3/8" Drive Torque Wrench (10-75 ft-lb)	
QD3R250A	1/2" Drive Torque Wrench (50-250 ft-lb)	
QD4R600A	3/4" Drive Torque Wrench (120-600 ft-lb)	



SNAP ON ADJUSTABLE TORQUE SCREWDRIVERS



PN CODE	DESCRIPTION	INCH
QDRIVER2	Adjustable Torque Screwdriver (20-100 in-oz)	
QDRIVER3	Adjustable Torque Screwdriver (3-15 in-lb)	
QDRIVER4	Adjustable Torque Screwdriver (5-40 in-lb)	



SNAP ON ADJUSTABLE TORQUE SCREWDRIVERS (1/4" SQUARE DRIVE)



PN CODE	DESCRIPTION	INCH
QDRIVER2A	Adjustable Torque Screwdriver (20-100 in-oz)	
QDRIVER3A	Adjustable Torque Screwdriver (3-15 in-lb)	
QDRIVER4A	Adjustable Torque Screwdriver (5-40 in-lb)	



PROTO ADJUSTABLE CLICK TYPE TORQUE WRENCHES (IN-LB)



PN CODE	DESCRIPTION	INCH
J6060B	1/4 in. Drive 10-50 in/lb Torque Wrench	
J6062C	1/4 in. Drive 40-200 in-lb Torque Wrench	
J6064C	3/8 in. Drive 40-200 in-lb. Torque Wrench	
J6068C	1/2 in. Drive 320-1,600 in-lb. Torque Wrench	

PROTO ADJUSTABLE CLICK TYPE TORQUE WRENCHES (FT-LB/NM)



PN CODE	DESCRIPTION	INCH
J6012C	3/8 in. Drive 20-100 ft-lb. Torque Wrench	
J6006C	3/8 in. Drive 10-75 ft-lb. Torque Wrench	
J6014C	3/8 in. Drive 50-250 ft-lb. Torque Wrench	
J6020AB	3/8 in. Drive 120-600 ft-lb. Torque Wrench	

SCREWDRIVERS



PN CODE SHD1R
DESCRIPTION Flat Tip .040 Instinct® Hard Grip Standard Screwdriver 1-5/8"



PN CODE SHD2R
DESCRIPTION Flat Tip .035 Instinct® Hard Grip Standard Screwdriver 2-15/16"



PN CODE SHD4R
DESCRIPTION Flat Tip .040 Instinct® Hard Grip Standard Screwdriver 3-15/16"



PN CODE SHD6R
DESCRIPTION Flat Tip .050 Instinct® Hard Grip Standard Screwdriver 5-15/16"



PN CODE SHD8R
DESCRIPTION Flat Tip .055 Instinct® Hard Grip Standard Screwdriver 7-29/32"



PN CODE SHD10R
DESCRIPTION Flat Tip .055 Instinct® Hard Grip Standard Screwdriver 10"



PN CODE JK14112RF
DESCRIPTION DURATEK™ 1/4" x 1-1/2" Slotted Round Bar Stubby Screwdriver



PN CODE JC31604RF
DESCRIPTION DURATEK™ 3/16 in. x 4 in. Slotted Round Bar Cabinet Screwdriver



PN CODE JK1404RF
DESCRIPTION DURATEK™ 1/4" x 4" Slotted Keystone Round Bar Screwdriver



PN CODE JK51606RF
DESCRIPTION DURATEK™ 5/16" x 6" Slotted Keystone Round Bar Screwdriver



PN CODE JK3808RF
DESCRIPTION DURATEK™ 3/8" x 8" Slotted Keystone Round Bar Screwdriver



PN CODE JK3810RF
DESCRIPTION DURATEK™ 3/8" x 10" Slotted Keystone Round Bar Screwdriver



SCREWDRIVERS



PN CODE SHDP22IRR
DESCRIPTION PHILLIPS® #2 Instinct® Hard Grip Standard Screwdriver 1-5/8"



PN CODE SHDP31IRR
DESCRIPTION PHILLIPS® #1 Instinct® Hard Grip Standard Screwdriver 2-31/32"



PN CODE SHDP42IRR
DESCRIPTION PHILLIPS® #2 Instinct® Hard Grip Standard Screwdriver 3-31/32"



PN CODE SHDP63IRR
DESCRIPTION PHILLIPS® #3 Instinct® Hard Grip Screwdriver 6"



PN CODE SHDX80R
DESCRIPTION 8 pc Instinct® Hard Grip Combination Screwdriver Set (Red)



PN CODE JP02112RF
DESCRIPTION DURATEK™ 1-1/2 in. PH2 Round Bar Stubby Screwdriver



PN CODE JP0103RF
DESCRIPTION DURATEK™ 3 in. PH1 Phillips Round Bar Screwdriver



PN CODE JP0204RF
DESCRIPTION DURATEK™ 4 in. PH2 Phillips Round Bar Screwdriver



PN CODE JP0306RF
DESCRIPTION DURATEK™ 6 in. PH3 Phillips Round Bar Screwdriver



PN CODE J1208SCPF
DESCRIPTION DURATEK™ Combination Screwdriver Set (8 pc.)



PN CODE J1208SCPF
DESCRIPTION DURATEK™ Combination Screwdriver Set (8 pc.)



SCREWDRIVERS



PN CODE	DESCRIPTION
SHD304R	Flat Tip .018 Instinct® Hard Grip Mini-Tip Screwdriver 3"



PN CODE	DESCRIPTION
SHD306R	Flat Tip .030 Instinct® Hard Grip Mini-Tip Screwdriver 3"



PN CODE	DESCRIPTION
SHDP300R	PHILLIPS® #0 Instinct® Hard Grip Mini-Tip Screwdriver 3"



PN CODE	DESCRIPTION
SHDP301R	PHILLIPS® #1 Instinct® Hard Grip Mini-Tip Screwdriver 3"



PN CODE	DESCRIPTION
SDD224O	Flat Tip .025 Pocket Screwdriver with Magnet 2"



PN CODE	DESCRIPTION
SDDP204B0	PHILLIPS® #1 Pocket Screwdriver 2"



PN CODE	DESCRIPTION
SGDE70ESD	7 pc PHILLIPS®/Flat Tip Electronic Miniature Screwdriver Set (Red)



PN CODE	DESCRIPTION
SGDEH70ESD	7 pc Electronic Miniature Hex Screwdriver Set



PN CODE	DESCRIPTION
SGDEH70ESD	7 pc Electronic Miniature Hex Screwdriver Set



PN CODE	DESCRIPTION
SGDEH70ESD	7 pc Electronic Miniature Hex Screwdriver Set



PN CODE	DESCRIPTION
JCP1803RF	DURATEK™ 1/8 in. x 3 in. Slotted Round Bar Cabinet Screwdriver



PN CODE	DESCRIPTION
JC31603RF	3/16 in. x 3 in. Cabinet Round Bar Screwdriver



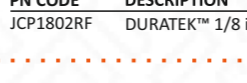
PN CODE	DESCRIPTION
JPP0003RF	DURATEK™ 3 in. PH0 Phillips Round Bar Screwdriver



PN CODE	DESCRIPTION
JPP0103RF	DURATEK™ 3 in. PH1 Phillips Round Bar Screwdriver



PN CODE	DESCRIPTION
JCP1802RF	DURATEK™ 1/8 in. x 2 in. Slotted Round Bar Cabinet Screwdriver




PN CODE	DESCRIPTION
JCP1802RF	DURATEK™ 1/8 in. x 2 in. Slotted Round Bar Cabinet Screwdriver



PN CODE	DESCRIPTION
SGDET70ESD	7 pc Electronic Miniature TORX® Screwdriver Set



PN CODE	DESCRIPTION
SGDET70ESD	7 pc Electronic Miniature TORX® Screwdriver Set



SCREWDRIVERS



PN CODE	DESCRIPTION
10SSD	Flat Tip .040 x 1/4 90° Offset Screwdriver 4" (Blue-Point®)



PN CODE	DESCRIPTION
20SSD	Flat Tip .050 x 5/16 90° Offset Screwdriver 4-11/16" (Blue-Point®)



PN CODE	DESCRIPTION
30SSD	Flat Tip .060 x 3/8 90° Offset Screwdriver 5-1/2" (Blue-Point®)



PN CODE	DESCRIPTION
120SSDP	PHILLIPS® #1 and #2 90° Offset Screwdriver 4-3/4" (Blue-Point®)



PN CODE	DESCRIPTION
340SSDP	PHILLIPS® #3 and #4 90° Offset Screwdriver 6" (Blue-Point®)



BAHCO FLAT TIP OFFSET SCREWDRIVERS



PN CODE	DESCRIPTION
2047-0.8-4	Flat Tip 0.8mm x 4mm Offset Screwdriver
2047-1.5-5	Flat Tip 1.5mm x 5mm Offset Screwdriver
2047-1.2-8	Flat Tip 1.2mm x 8mm Offset Screwdriver
2047-1.6-10	Flat Tip 1.6mm x 10mm Offset Screwdriver
2047-2-12	Flat Tip 2mm x 12mm Offset Screwdriver



BAHCO PHILLIPS OFFSET SCREWDRIVERS



PN CODE	DESCRIPTION
2047PR-1-2	Phillips #1 x #2 Offset Screwdriver
2047PR-3-4	Phillips #3 x #4 Offset Screwdriver



SCREWDRIVER BITS



PHILLIPS INSERT BITS NAS 8502, 8053					
PART NUMBER	INDUSTRY NUMBER	SHANK SIZE	POINT SIZE	OAL	PACK. QTY.
ZAVIA-28000	440-0	1/4" HEX	0	1"	25
ZAVIA-28001	440-1	1/4" HEX	1	1"	25
ZAVIA-28002	440-2	1/4" HEX	2	1"	25
ZAVIA-28003	440-3	1/4" HEX	3	1"	25
ZAVIA-28004	440-4	1/4" HEX	4	1-1/4"	25



PHILLIPS INSERT BITS NAS 8502, 8053					
PART NUMBER	INDUSTRY NUMBER	SHANK SIZE	POINT SIZE	OAL	PACK. QTY.
ZAVIA-28403	830-3X	5/16" Square	3	1.1/8"	25



TORQ-SET INSERT BITS					
PART NUMBER	INDUSTRY NUMBER	SHANK SIZE	POINT SIZE	OAL	PACK. QTY.
ZAVIA-28700	212-0	1/4"	0	1"	25
ZAVIA-28701	212-1	1/4"	1	1"	25
ZAVIA-28702	212-2	1/4"	2	1"	25
ZAVIA-28703	212-3	1/4"	3	1"	25
ZAVIA-28704	212-4	1/4"	4	1"	25
ZAVIA-28705	212-5	1/4"	5	1"	25
ZAVIA-28706	212-6	1/4"	6	1"	25
ZAVIA-28708	212-8	1/4"	8	1-1/4"	25
ZAVIA-28710	212-10	1/4"	10	1-1/4"	25
ZAVIA-28711	212-1/4	1/4"	1/4"	1-1/4"	25
ZAVIA-28712	212-8A	5/16"	8	1-1/4"	25
ZAVIA-28713	212-10A	5/16"	10	1-1/4"	25
ZAVIA-28714	212-1/4A	5/16"	1/4"	1-1/4"	25
ZAVIA-28715	212-5/16	5/16"	5/16"	1-1/4"	25
ZAVIA-28716	212-3/8A	5/16"	3/8"	1-1/4"	25



PHILLIPS INSERT BITS LIMITED CLEARANCE 8502, 8053					
PART NUMBER	INDUSTRY NUMBER	SHANK SIZE	POINT SIZE	OAL	PACK. QTY.
ZAVIA-28100	446-0	1/4" HEX	0	1"	25
ZAVIA-28101	446-1	1/4" HEX	1	1"	25
ZAVIA-28102	446-2	1/4" HEX	2	1"	25
ZAVIA-28103	446-3	1/4" HEX	3	1"	25



PHILLIPS POWER BITS NAS 8502, 8503					
PART NUMBER	INDUSTRY NUMBER	SHANK SIZE	POINT SIZE	OAL	PACK. QTY.
ZAVIA-28801X	491X	1/4"	1	1-15/16"	25
ZAVIA-28802X	492X	1/4"	2	1-15/16"	25
ZAVIA-28803X	493X	1/4"	3	1-15/16"	25



TORQ-SET POWER BITS					
PART NUMBER	INDUSTRY NUMBER	SHANK SIZE	POINT SIZE	OAL	PACK. QTY.
ZAVIA-28750	170-0	1/4"	0	1-1/4"	25
ZAVIA-28751	170-1	1/4"	1	1-1/4"	25
ZAVIA-28752	170-2	1/4"	2	1-1/4"	25
ZAVIA-28753	170-3	1/4"	3	1-1/4"	25
ZAVIA-28754	170-4	1/4"	4	1-1/4"	25
ZAVIA-28755	170-5	1/4"	5	1-1/4"	25
ZAVIA-28756	170-6	1/4"	6	1-1/4"	25
ZAVIA-28758	170-8	1/4"	8	1-1/4"	25
ZAVIA-28760	170-10	1/4"	10	1-1/4"	25
ZAVIA-28761	170-1/4B	1/4"	1/4"	1-1/4"	25
ZAVIA-28762	170-5/16B	1/4"	5/16"	1-1/4"	25
ZAVIA-28763	170-3/8B	1/4"	3/8"	1-1/4"	25
ZAVIA-28759	170-8A	5/16"	8	1-1/4"	25
ZAVIA-28769	170-10A	5/16"	10	1-1/4"	25
ZAVIA-28767	170-1/4A	5/16"	1/4"	1-1/4"	25
ZAVIA-28764	170-5/16A	5/16"	5/16"	1-1/4"	25
ZAVIA-28765	170-3/8A	5/16"	3/8"	1-1/4"	25


SCREWDRIVER BITS



TORQ-SET POWER BITS					
PART NUMBER	INDUSTRY NUMBER	SHANK SIZE	POINT SIZE	OAL	PACK. QTY.
ZAVIA-28312	273-10	1/4"	10	1-15/16"	25



TRI WING INSERT BITS					
PART NUMBER	INDUSTRY NUMBER	SHANK SIZE	POINT SIZE	OAL	PACK. QTY.
ZAVIA-28500	TWD-0	1/4"	#0	1"	25
ZAVIA-28501	TWD-1	1/4"	#1	1"	25
ZAVIA-28502	TWD-2	1/4"	#2	1"	25
ZAVIA-28503	TWD-3	1/4"	#3	1"	25
ZAVIA-28504	TWD-4	1/4"	#4	1"	25
ZAVIA-28505	TWD-5	1/4"	#5	1"	25
ZAVIA-28506	TWD-6	1/4"	#6	1"	25
ZAVIA-28507	TWD-7	1/4"	#7	1"	25
ZAVIA-28508	TWD-8	1/4"	#8	1"	25



1/4" Hex Insert Bits					
PART NUMBER	INDUSTRY NUMBER	SHANK SIZE	POINT SIZE	OAL	PACK. QTY.
ZAVIA-H185-00	185-00	1/4"	1/16"	1"	25
ZAVIA-H185-0	185-0	1/4"	5/64"	1"	25
ZAVIA-H185-1	185-1	1/4"	3/32"	1"	25
ZAVIA-H185-9	185-9	1/4"	7/64"	1"	25
ZAVIA-H185-2	185-2	1/4"	1/8"	1"	25
ZAVIA-H185-10	185-10	1/4"	9/64"	1"	25
ZAVIA-H185-3	185-3	1/4"	5/32"	1-5/16"	25
ZAVIA-H185-4	185-4	1/4"	3/16"	1-5/16"	25
ZAVIA-H185-5	185-5	1/4"	7/32"	1-5/16"	25
ZAVIA-H185-6	185-6	1/4"	1/4"	1"	25
ZAVIA-H185-7	185-7	1/4"	5/16"	1"	25
ZAVIA-H185-8	185-8	1/4"	3/8"	1-1/4"	25



TORX Insert Bits					
PART NUMBER	INDUSTRY NUMBER	SHANK SIZE	POINT SIZE	OAL	PACK. QTY.
ZAVIA-TX-440-05	29-505X	1/4"	T-5	1"	25
ZAVIA-TX-440-06	29-506X	1/4"	T-6	1"	25
ZAVIA-TX-440-07	29-507X	1/4"	T-7	1"	25
ZAVIA-TX-440-08	29-508X	1/4"	T-8	1"	25
ZAVIA-TX-440-09	29-509X	1/4"	T-9	1"	25
ZAVIA-TX-440-10	29-510X	1/4"	T-10	1"	25
ZAVIA-TX-440-15	29-515X	1/4"	T-15	1"	25
ZAVIA-TX-440-20	29-520X	1/4"	T-20	1"	25
ZAVIA-TX-440-25	29-525X	1/4"	T-25	1"	25
ZAVIA-TX-440-27	29-527X	1/4"	T-27	1"	25
ZAVIA-TX-440-30	29-530X	1/4"	T-30	1"	25
ZAVIA-TX-440-40	29-540X	1/4"	T-40	1"	25
ZAVIA-TX-440-45	29-545X	1/4"	T-45	1"	25

TORX Insert Bits					
PART NUMBER	INDUSTRY NUMBER	SHANK SIZE	POINT SIZE	OAL	PACK. QTY.
ZAVIA-TX-480-20X	480-TX-20X	5/16"	T-20	1"	25
ZAVIA-TX-480-25X	480-TX-25X	5/16"	T-25	1"	25



1/4" Socket Head (Hex-Allen) Hex Power Drive Bits					
PART NUMBER	INDUSTRY NUMBER	SHANK SIZE	POINT SIZE	OAL	PACK. QTY.
ZAVIA-AM-03-3	AM-03-3	1/4"	3/32"	3"	25
ZAVIA-AM-05-3	AM-05-3	1/4"	5/32"	3"	25
ZAVIA-AM-06-3	AM-06-3	1/4"	3/16"	3"	25



SLOTTED Insert Bits					
PART NUMBER	INDUSTRY NUMBER	SHANK SIZE	POINT SIZE	OAL	PACK. QTY.
ZAVIA-445-0X	29-700X	1/4"	3F-4R	1"	25
ZAVIA-445-1X	29-701X	1/4"	4F-5R	1"	25
ZAVIA-445-2X	29-702X	1/4"	6F-8R	1"	25
ZAVIA-445-3X	29-703X	1/4"	8F-10R	1"	25

SCREWDRIVER BITS

APEX



1/4" Hex Insert Phillips Bits		
Part Number	Point Size	Overall Length
440-1X	1	1" (25mm)
440-2X	2	1" (25mm)
440-3X	3	1" (25mm)
440-4X	4	15/16" (33mm)



1/4" Hex Power Drive Phillips Bits		
Part Number	Point Size	Overall Length
491X	1	1-15/16" (49mm)
492X	2	1-15/16" (49mm)
493X	3	1-15/16" (49mm)



1/4" Hex Insert Torq-Set Bits		
Part Number	Point Size	Overall Length
212-0	0	1" (25mm)
212-1	1	1" (25mm)
212-2	2	1" (25mm)
212-3	3	1" (25mm)
212-4	4	1" (25mm)
212-5	5	1" (25mm)
212-6	6	1" (25mm)
212-8	8	1" (25mm)
212-10	10	1" (25mm)
212-1/4	1/4	1" (25mm)



1/4" Hex Insert Phillips Bits Limited Clearance		
Part Number	Point Size	Overall Length
446-0X	0	1" (25mm)
446-1X	1	1" (25mm)
446-2X	2	1" (25mm)
446-3X	3	1" (25mm)



1/4" Hex Power Drive Torq-Set Bits		
Part Number	Point Size	Overall Length
170-0	0	1-1/4" (32mm)
170-1	1	1-1/4" (32mm)
170-2	2	1-1/4" (32mm)
170-3	3	1-1/4" (32mm)
170-4	4	1-1/4" (32mm)
170-5	5	1-1/4" (32mm)
170-6	6	1-1/4" (32mm)
170-8	8	1-1/4" (32mm)
170-10	10	1-1/4" (32mm)
170-1/4B	1/4	1-1/4" (32mm)
170-5/16B	5/16	1-1/4" (32mm)
170-3/8B	3/8	1-1/4" (32mm)

5/16" Hex Power Drive Torq-Set Bits		
Part Number	Point Size	Overall Length
170-8A	8	1-1/4" (32mm)
170-10A	10	1-1/4" (32mm)
170-1/4A	1/4"	1-1/4" (32mm)
170-5/16A	5/16"	1-1/4" (32mm)
170-3/8A	3/8"	1-1/4" (32mm)

SCREWDRIVER BITS

APEX



1/4" Hex Insert Slotted Bits, 1" Overall Length			
Part Number	Screw Size	Blade Thickness	Blade Width
445-1X	4F-5R	.034"	3/16"
445-2X	6F-8R	.040"	7/32"
445-3X	8F-10R	.042"	1/4"
445-4X	10F-12R	.046"	9/32"

1/4" Hex Insert Slotted Bits, 1-1/2" Overall Length			
Part Number	Screw Size	Blade Thickness	Blade Width
445-5X	12F-14R	.050"	5/16"
445-6X	14F-16R	.055"	23/64"



1/4" Hex Insert Torx Bits, 1" Overall Length		
Part Number	Drive Size	Point Diameter
440-TX-05X	T-5	.055"
440-TX-06X	T-6	.065"
440-TX-07X	T-7	.077"
440-TX-08X	T-8	.090"
440-TX-09X	T-9	.097"
440-TX-10X	T-10	.107"
440-TX-15X	T-15	.128"
440-TX-20X	T-20	.151"
440-TX-25X	T-25	.173"
440-TX-27X	T-27	.195"
440-TX-30X	T-30	.216"
440-TX-40X	T-40	.260"
440-TX-45X	T-45	.306"
440-TX-50X	T-50	.346"

5/16" Hex Insert Torx Bits, 1-1/4" Overall Length		
Part Number	Driver Size	Overall Length
480-TX-25X	T-25	.173"
480-TX-27X	T-27	.195"
480-TX-30X	T-30	.216"
480-TX-40X	T-40	.260"
480-TX-45X	T-45	.306"
480-TX-50X	T-50	.346"
480-TX-55X	T-55	.440"



1/4" Square Drive Insert Hi-Torque Bits, 1 Overall Length				
Part Number	Screw Size	Body Diameter	Blade Thickness	Blade Width
HTS-0	0	1/2"	.029"	.167"
HTS-1	1	1/2"	.049"	.274"
HTS-2	2	1/2"	.059"	.295"
HTS-3	3	1/2"	.053"	.377"
HTS-4	4	1/2"	.073"	.502"



1/4" Hex Insert Socket Head Bits, 1" O.A.L.	
Part Number	Hex Size
185-0X	5/64"
185-1X	3/32"
185-9X	7/64"
185-2X	1/8"
185-10X	9/64"

1/4" Hex Insert Socket Head Bits, 1-5/16" O.A.L.	
Part Number	Point Size
185-3X	5/32"
185-4X	3/16"
185-5X	7/32"
185-6X	1/4"

1/4" Hex Insert Socket Head Bits, 1-1/4" O.A.L.	
Part Number	Point Size
185-7X	5/16"
185-8X	3/8"

SCREWDRIVER BITS



1/4" Hex Insert Tri-Wing Bits, 1" Overall Length			
Part Number	Point Size	Screw Size Tension Head	Screw Size Shear Head
TWD-0	0	0-80	-
TWD-1	1	2-56	4-40
TWD-2	2	4-40	6-32
TWD-3	3	6-32	8-32
TWD-4	4	8-32	10-32
TWD-5	5	10-32	1/4"-28
TWD-6	6	1/4"	5/16"
TWD-7	7	5-16"	3/8"



1/4" Hex Power Drive Tri-Wing Bits, 1-1/4" Overall Length			
Part Number	Point Size	Screw Size Tension Head	Screw Size Shear Head
TW-0	0	0-80	-
TW-1	1	2-56	4-40
TW-2	2	4-40	6-32
TW-3	3	6-32	8-32
TW-4	4	8-32	10-32
TW-5	5	10-32	1/4"-28
TWB-6	6	1/4"-28	5/16"-24
TWB-7	7	5-16"-24	3/8"-24
TWB-8	8	3/8"-24	7/16"-20



PN CODE TM72SET
DESCRIPTION Magnetic Ratchet and Bit Set



PN CODE FBSM8A
DESCRIPTION 3/8" Drive Magnetic Screwdriver Bit Socket



PN CODE TMB58A
DESCRIPTION 1/4" Drive Magnetic Screwdriver Bit Socket



PN CODE BTWSMPK
DESCRIPTION 7 pc Bit Miniature Ratcheting Handle Set (Blue-Point®)



PN CODE PTB32K
DESCRIPTION 32 pc. 1/4" Hex Shank SAE Power Bit Set (Blue-Point®)



PN CODE 59/S31B
DESCRIPTION 1/4" Bit Set for Slotted/Phillips/Pozidriv/TORX®/Hex Head Screw 31 Pcs



PN CODE 59/S100BC
DESCRIPTION 1/4" Bit Set for Slotted/Phillips/Pozidriv/Hex/ TORX®/TORX® Tamper/Robertson Screw - 100 Pcs

SCREWDRIVERS, AWL, HOOK AND PICKS



PN CODE SSDMR4B
DESCRIPTION 8-3/4" Ratcheting Standard Screwdriver (Black)



PN CODE SSDMR1A
DESCRIPTION 4-5/16" Ratcheting Magnetic Stubby Black Screwdriver



PN CODE SSDMR8A
DESCRIPTION 12-15/16" Ratcheting Magnetic Long Black Screwdriver



PN CODE SH6ASA
DESCRIPTION 6-5/8" Hard Grip Awl



PN CODE SGASA204CR
DESCRIPTION 4 pc Instinct® Soft Grip Miniature Pick Set (Red)



PN CODE SGASA104BR
DESCRIPTION 4 pc Hook and Awl Set



PN CODE SG3ASH45CR
DESCRIPTION Instinct® 45° Tip Miniature Pick



PN CODE SG3ASHCR
DESCRIPTION Instinct® Miniature Hook



PN CODE SG3ASACR
DESCRIPTION Instinct® Mini Awl



PN CODE SG3ASH90CR
DESCRIPTION Instinct® 90° Tip Miniature Pick



PN CODE J2384S
DESCRIPTION 4 pc Standart Pick Set



PLIERS



PN CODE P86145A
DESCRIPTION Avionic Cutting Pliers (End)



PN CODE P88145RA
DESCRIPTION Avionic Cutting Pliers (T&R)



PN CODE P87150A
DESCRIPTION Avionic Cutting Pliers (Oval)



PN CODE P91045A
DESCRIPTION 4-1/2" Snipe Nose Pliers (Red)



PN CODE P90050A
DESCRIPTION 5" Round Nose Pliers (Red)



PN CODE P91355A
DESCRIPTION 5-1/2" 45° Bent Needle Nose Pliers (Red)



PN CODE PL88145A
DESCRIPTION Avionic Cutting Pliers 7" (Tapered)



PN CODE P88150RA
DESCRIPTION Avionic Cutting Pliers (T&R)



PN CODE P88145A
DESCRIPTION Avionic Cutting Pliers (Tapered)



PN CODE PWC19A
DESCRIPTION Micro Shear Wire Cutter (Blue-Point®)



PN CODE P91055A
DESCRIPTION 5-1/2" Snipe Nose Pliers (Red)



PN CODE P92055A
DESCRIPTION 5-1/2" Needle Nose Pliers (Red)



PLIERS



PN CODE P92650A
DESCRIPTION 5" 90° Bent Needle Nose Pliers (Red)



PN CODE 84CF
DESCRIPTION 4" VectorEdge Diagonal Cutter (Red)



PN CODE 86ACF
DESCRIPTION 6" VectorEdge Diagonal Cutter (Red)



PN CODE 312CF
DESCRIPTION 11" VectorEdge Heavy-Duty Diagonal Cutter (Red)



PN CODE 497ACF
DESCRIPTION 7" 90° Talon Grip™ Angle Jaw Needle Nose Pliers (Red)



PN CODE 97ACF
DESCRIPTION 9" Talon Grip™ Needle Nose Pliers (Red)



PN CODE P93050A
DESCRIPTION 5" Flat Nose Pliers (Red)



PN CODE 85ACF
DESCRIPTION 5" VectorEdge Diagonal Cutter (Red)



PN CODE 87ACF
DESCRIPTION 7" VectorEdge Diagonal Cutter (Red)



PN CODE 96ACF
DESCRIPTION 8" Talon Grip™ Needle Nose Pliers (Red)



PN CODE 61CF
DESCRIPTION 8" Talon Grip™ Duck Bill Pliers (Red)



PLIERS



PN CODE 46ACF
DESCRIPTION 6" Talon Grip™ Combination Slip-Joint Pliers (Red)



PN CODE 47ACF
DESCRIPTION 8" Talon Grip™ Combination Slip-Joint Pliers (Red)



PN CODE 137ACF
DESCRIPTION 8" Heavy-Duty Talon Grip™ Combination Slip-Joint Pliers (Red)



PN CODE 57CF
DESCRIPTION 7" Heavy-Duty Talon Grip™ Combination Pliers (Red)



PN CODE AWP120
DESCRIPTION 12" Adjustable Joint Pliers



PN CODE 91ACP
DESCRIPTION 9" Adjustable Joint Interlocking Channel Pliers (Red)



PN CODE PRH57A
DESCRIPTION Convertible Retaining Ring Pliers (Blue-Point®)



PN CODE PRH56A
DESCRIPTION Convertible Retaining Ring Pliers (Blue-Point®)



PN CODE PRC65A
DESCRIPTION Convertible Retaining Ring Pliers (Blue-Point®)



PN CODE PRH503
DESCRIPTION 3 pc Retaining Ring Pliers Set (Blue-Point®)

PLIERS



PN CODE LP5WR
DESCRIPTION 5" Curved Jaw with Cutter Locking Pliers



PN CODE LP7WR
DESCRIPTION 7" Curved Jaw with Cutter Locking Pliers



PN CODE LP10WR
DESCRIPTION 10" Curved Jaw with Cutter Locking Pliers



PN CODE LP6LN
DESCRIPTION 6" Long-Nose Locking Pliers

GRIP-ON CURVED JAW WITH CUTTER LOCKING PLIERS



PN CODE 111-05
DESCRIPTION 5" Curved Jaw with Cutter Locking Pliers

PN CODE 111-07
DESCRIPTION 7" Curved Jaw with Cutter Locking Pliers

PN CODE 111-10
DESCRIPTION 10" Curved Jaw with Cutter Locking Pliers

PN CODE 111-12
DESCRIPTION 12" Curved Jaw with Cutter Locking Pliers

GRIP-ON LONG-NOSE LOCKING PLIERS



PN CODE 127-06
DESCRIPTION 6" Long-Nose Locking Pliers

PN CODE 127-10
DESCRIPTION 10" Long-Nose Locking Pliers

PN CODE 127-12
DESCRIPTION 12" Long-Nose Locking Pliers



PN CODE PWC52A
DESCRIPTION Connector Pliers (Blue-Point®)



PN CODE PWC52-K
DESCRIPTION Vinyl Jaw Inserts



PN CODE PWC24
DESCRIPTION Stripmaster® Custom Automatic Wire Stripper (Blue-Point®)



PN CODE WTR1K
DESCRIPTION 8-3/4" Reversible Wire Twister/Cutter (Blue-Point®)



PN CODE WTRW9
DESCRIPTION 11" Reversible Cushion-Throat Wire Twister/Cutter (Blue-Point®)

PLIERS



PN CODE J204G
DESCRIPTION Diagonal Cut Pliers Grip 4-7/16"



PN CODE J206G
DESCRIPTION Diagonal Cutting Pliers 6-1/16"



PN CODE J207G
DESCRIPTION Diagonal Cutting Pliers 7-5/16"



PN CODE J244G
DESCRIPTION 11-1/8 in. Diagonal Cutting Long Reach High Leverage Angled Head Pliers



PN CODE J226-01G
DESCRIPTION Needle Nose Pliers 7-1/2 in.



PN CODE J225G
DESCRIPTION Bent Nose Pliers 6-5/16 in.



PN CODE J278G
DESCRIPTION Combination Slip Joint Pliers With Grip 8-1/16 in.



PN CODE J276G
DESCRIPTION Slip Joint Combination Pliers 6-9/16 in.



PN CODE J262MG
DESCRIPTION Lock Joint Pliers 7 in.



PN CODE J260MG
DESCRIPTION Lock Joint Pliers 10 in.



PN CODE J264MG
DESCRIPTION Lock Joint Pliers 12 in.



PN CODE J265SG
DESCRIPTION Lock Joint Pliers 17 in.



PN CODE J253G
DESCRIPTION Soft Jaw Cannon Plug Pliers 9-1/2 in.



PN CODE J253GRK
DESCRIPTION Cannon Plug Pliers Repair Kit

PLIERS



RETAINING RING PLIERS - CONVERTIBLE



PN CODE	DESCRIPTION
J399	0.038 0° Convertible Retaining Ring Pliers
J370	0.038 45° Convertible Retaining Ring Pliers
J371	0.038 90° Convertible Retaining Ring Pliers
J372	0.047 0° Convertible Retaining Ring Pliers
J373	0.047 45° Convertible Retaining Ring Pliers
J374	0.047 90° Convertible Retaining Ring Pliers
J385	0.070 0° Convertible Retaining Ring Pliers
J375	0.070 45° Convertible Retaining Ring Pliers
J376	0.070 90° Convertible Retaining Ring Pliers
J377	0.090 0° Convertible Retaining Ring Pliers
J378	0.090 45° Convertible Retaining Ring Pliers
J379	0.090 90° Convertible Retaining Ring Pliers
J399L	0.038 18° Convertible Retaining Ring Pliers
J371L	0.038 90° Convertible Retaining Ring Pliers
J385L	0.070 18° Convertible Retaining Ring Pliers
J376L	0.070 90° Convertible Retaining Ring Pliers



PN CODE J360B
DESCRIPTION 12 pc. Convertible Retaining Ring Pliers Set
Ring range: External(Shaft) 1/4"- 3-11/32" Internal(Bore) 3/8" - 3"



PN CODE J380
DESCRIPTION 18 pc. Small Pliers Set With Replaceable Covers
Covers ring range: External 1/4"-2", Internal 3/8"-2"



PN CODE **DESCRIPTION**
PPC710BK 11 pc Punch and Chisel Set



PN CODE **DESCRIPTION**
PPB20AK 2 pc Bronze Tapered Punch Set



PN CODE **DESCRIPTION**
PPB30AK 3 pc Bronze Punch Set



PN CODE **DESCRIPTION**
BP4B 4-Ounce Ball Peen Hickory Hammer (Blue-Point®)



PN CODE **DESCRIPTION**
BP8B 8-Ounce Ball Peen Hickory Hammer (Blue-Point®)



PN CODE **DESCRIPTION**
BP12B 12 oz Ball Peen Hickory Hammer (Blue-Point®)



PN CODE **DESCRIPTION**
BF620C Rubber Head 11" Mallet (Blue-Point®)



GEDORE PLASTIC HAMMERS



PN CODE	DESCRIPTION
8821270	250 mm. ø22mm Interchangeable Heads Plastic Hammer
8821350	270 mm. ø27mm Interchangeable Heads Plastic Hammer
8821430	280 mm. ø32mm Interchangeable Heads Plastic Hammer
8821510	290 mm. ø35mm Interchangeable Heads Plastic Hammer
8821780	320 mm. ø40mm Interchangeable Heads Plastic Hammer
8821860	340 mm. ø50mm Interchangeable Heads Plastic Hammer
8821940	380 mm. ø60mm Interchangeable Heads Plastic Hammer



PN CODE	DESCRIPTION
8822590	22 mm. Plastic Spare Head
8822670	27 mm. Plastic Spare Head
8822750	32 mm. Plastic Spare Head
8822830	35 mm. Plastic Spare Head
8822910	40 mm. Plastic Spare Head
8823050	50 mm. Plastic Spare Head
8823130	60 mm. Plastic Spare Head



PROTO SUPER-DUTY DRIVE PIN PUNCHES

PN CODE	DESCRIPTION
J48116	1/16 in. Super-Duty Drive Pin Punch
J48332	3/32 in. Super-Duty Drive Pin Punch
J48018	1/8 in. Super-Duty Drive Pin Punch
J48532	5/32 in. Super-Duty Drive Pin Punch
J48316	3/16 in. Super-Duty Drive Pin Punch
J48732	7/32 in. Super-Duty Drive Pin Punch
J48014	1/4 in. Super-Duty Drive Pin Punch
J48516	5/16 in. Super-Duty Drive Pin Punch
J48038	3/8 in. Super-Duty Drive Pin Punch

PROTO STARTING PUNCHES

PN CODE	DESCRIPTION
J503/16S2	1/4 in. Starting Punch
J501/4S2	1/4 in. Starting Punch
J505/16S2	5/16 in. Starting Punch
J503/8S2	3/8 in. Starting Punch
J507/16S2	7/16 in. Starting Punch
J501/2S2	1/2 in. Starting Punch

PROTO CENTER PUNCHES

PN CODE	DESCRIPTION
J411/4S2	1/4 in. Center Punch
J415/16S2	5/16 in. Center Punch
J413/8S2	3/8 in. Center Punch
J417/16S2	7/16 in. Center Punch
J411/2S2	1/2 in. Center Punch
J415/8S2	5/8 in. Center Punch

PROTO SUPER-DUTY LONG DRIVE PIN PUNCHES

PN CODE	DESCRIPTION
J48532LS2	5/32 in. Super-Duty Long Drive Pin Punch
J48316LS2	3/16 in. Super-Duty Long Drive Pin Punch
J48732LS2	7/32 in. Super-Duty Long Drive Pin Punch
J48014LS2	1/4 in. Super-Duty Long Drive Pin Punch
J48516LS2	5/16 in. Super-Duty Long Drive Pin Punch

PROTO DRIFT PUNCHES

PN CODE	DESCRIPTION
J961/4S2	3/32 in. Drift Punch
J965/16S2	1/8 in. Drift Punch
J963/8S2	3/16 in. Drift Punch
J967/16S2	7/32 in. Drift Punch
J961/2S2	1/4 in. Drift Punch
J965/8S2	5/16 in. Drift Punch
J963/4S2	3/8 in. Drift Punch



PN CODE **DESCRIPTION**
J48005LS2 Long Drive Pin Punch Set (5 pc.)



PN CODE **DESCRIPTION**
J252 12 Piece Punch & Chisel Set



PN CODE **DESCRIPTION**
J48007 Super-Duty Pin Punch Set (7 pc.)



PN CODE	DESCRIPTION
J1304PD	4 oz. Ball Pein Hammer With Industrial Wood Handle
J1308PD	8 oz. Ball Pein Hammer With Industrial Wood Handle
J1312PD	12 oz. Ball Pein Hammer With Industrial Wood Handle
J1316PD	16 oz. Ball Pein Hammer With Industrial Wood Handle
J1324PD	24 oz. Ball Pein Hammer With Industrial Wood Handle
J1332PD	32 oz. Ball Pein Hammer With Industrial Wood Handle
J1340PD	40 oz. Ball Pein Hammer With Industrial Wood Handle



PN CODE	DESCRIPTION
J1312PGD	12 oz. Ball Pein Hammer With Industrial Fiberglass Handle
J1316PGD	16 oz. Ball Pein Hammer With Industrial Fiberglass Handle
J1324PGD	24 oz. Ball Pein Hammer With Industrial Fiberglass Handle
J1332PGD	32 oz. Ball Pein Hammer With Industrial Fiberglass Handle

INSPECTION TOOLS



PN CODE YA149A
DESCRIPTION 7 pc Pick Set (Blue-Point®)



PN CODE YA339A
DESCRIPTION Straight/90° Scribe



PN CODE DPTM24A
DESCRIPTION Flexible Magnetic Pick-Up Tool (Blue-Point®) (Blue)



PN CODE PT28E
DESCRIPTION Pick Up Tool (Blue-Point®)



PN CODE PT40B
DESCRIPTION Flexible Magnetic Pick-Up Tool (Blue-Point®)



PN CODE PTIMS
DESCRIPTION Pick-Up and Inspection Tool (Blue-Point®)



PN CODE GA294
DESCRIPTION 2-1/8 x 3-1/2" Mirror with 15" Shaft (Blue-Point®)



PN CODE GA295
DESCRIPTION 2-1/4" Round Mirror with 14" Shaft (Blue-Point®)



PN CODE DPTC24
DESCRIPTION Flexible Spring Four Claw Pickup Tool (Blue-Point®)



PN CODE GA265A
DESCRIPTION Flexible Pick-up Tool (Blue-Point®)



PN CODE J2373
DESCRIPTION 2-1/8" x 3-1/2" Rectangular Inspection Mirror Telescoping Handle



PN CODE J2372
DESCRIPTION Circular Inspection Mirror With Telescoping Handle

INSPECTION TOOLS



PN CODE ZAVIA 1351
DESCRIPTION Flexible Magnetic Pick-Up Tool



PN CODE ZAIVA 1363
DESCRIPTION Flexible Claw Pick-Up Tool - 3 Prong



PN CODE ZAVIA 1307
DESCRIPTION Magnetic Pick-Up Tool with Anti-Magnetic Cover



PN CODE J00MM15
DESCRIPTION 15 Blade Metric Feeler Gauge Set (0.06mm to 0.70mm)



PN CODE J00MM25
DESCRIPTION 25 Blades Metric Feeler Gauge Set (0.04mm to 1.00mm)



PN CODE J000M
DESCRIPTION 11 Blade Bent Feeler Gauge Set (0.006" to 0.20")



PN CODE J000A
DESCRIPTION 9 Blade Standard Feeler Gauge Set (0.003" to 0.018")



PN CODE J000AA
DESCRIPTION 25 Blade Master Feeler Gauge Set (0.0015" to 0.040" except 0.019")



PN CODE J000N
DESCRIPTION 22 Blade Step Cut Feeler Gauge Set (0.004/0.006" to 0.025/0.027")



PN CODE J000SL
DESCRIPTION 12 Blade Long Feeler Gauge Set (0.0015" to 0.020")



PN CODE J000TL
DESCRIPTION 25 Blade Long Feeler Gauge Set (0.0015" to 0.040")

INSPECTION TOOLS



PN CODE J000D
DESCRIPTION 10-Blade Ignition Feeler Gauge Set (0.013" to 0.040")



PN CODE J000R
DESCRIPTION 16-Blade Overhead Valve Feeler Gauge Set (0.009" to 0.027")



PN CODE J000J
DESCRIPTION High Energy Spark Plug Gap Gauge Set (0.044" to 0.080")



PN CODE J000BR
DESCRIPTION 6 Blade Non-Magnetic Feeler Gauge Set (0.006" to 0.01")




PN CODE J000K
DESCRIPTION Spark Plug Gap Gauge Set (0.020" to 0.040")



PN CODE RULER600
DESCRIPTION 6" Eng Steel Rule



PN CODE RULER601
DESCRIPTION 6" Steel Rule (Blue-Point®)



PN CODE RULER602
DESCRIPTION 6" SAE/Metric Pocket Rule

SHOP TOOLS



PN CODE AK-4
DESCRIPTION Cushion Grip Knife



PN CODE OLFA SPC-1
DESCRIPTION 80 mm Blade Length 9 mm Blade



PN CODE OLFA L-1
DESCRIPTION 18 mm Snap-off Blade



PN CODE OLFA OL
DESCRIPTION Heavy-duty Carpet Knife



PN CODE OLFA SCS-1
DESCRIPTION Electrical wiring, plastic, aircraft composites, Kevlar® multiple layers of fabric rag flannel quilting!


USE THE
RIGHT TOOL,



FOR THE
RIGHT JOB,



IN THE
RIGHT WAY.



HAND TOOL SAFETY



DIGITAL PROTRACTOR / INCLINOMETERS - MITUTOYO

These Digital Protractors present inclination values on an easy-to-read liquid crystal display. The measurements are generated by an electronic gravity sensor and processed by the latest low-power electronic circuit technology.



Feature
 Full 360° range (90° x 4).
 Machined aluminum frame.
 Alternate reference (zero).
 Reading hold.
 Simple calibration requiring no special fixtures.
 Display remains upright to view at all angles.(950-317, Pro 360 Model).
 RS232C output. (950-318 Pro 3600 Model).

Order No	Model	Accuracy	Battery Life	Cross Axis Error	Output	Repeatability	Resolution	Storage Temperature	Weight	Operating Temperature
950-317	Pro 360	±0.1° Level ±10°, Plumb ±10°, ±0.2° Maximum error	500 Hrs. Standard 9-Volt Battery	Minimal	N/A	±0.1°	0.1°	-20-65°C -4-149°F	289g 10.2oz	-5-50°C 23-122°F
950-318	Pro 3600	0.05° (0° to 10°), 0.1° (80° to 90°), 0.2° (10° to 80°)	500 Hrs. Standard 9-Volt Battery	Minimal	RS-232C Compatible	±0.05°	0.01° (0° to 9.99°), 0.1° (10° to 90°)*	-20-65°C -4-149°F	295g 10.4oz	-5-50°C 23-122°F



TELESCOPING GAGE SET- MITUTOYO

FEATURES
 • Spring-loaded plunger expands within the bore (or groove), allowing determination of the internal diameter (or groove width).
 • With a knurled clamp.
 • Supplied in a fitted pouch.

Order No	Range	Total Range	Order No	Range	Total Range
155-121	0.313-0.5in	-	155-127	8-12.7mm	-
155-122	0.5-0.75in	-	155-128	12.7-19mm	-
155-123	0.75-1.25in	-	155-129	19-32mm	-
155-124	1.25-2.125in	-	155-130	32-54mm	-
155-125	2.125-3.5in	-	155-131	54-90mm	-
155-126	3.5-6in	-	155-132	90-150mm	-
155-903	-	.313-6 in Gage Set	155-905	-	8-150 mm Gage Set
155-904	-	.50-5.90 in Gage Set			
155-907	-	.315-2.126 in Gage Set			



VERNIER CALIPERS SERIES 530 - STANDARD MODEL- MITUTOYO



Order No	Range	Accuracy	Vernier Graduation Lower Scale	Vernier Graduation Upper Scale
530-104	0-6in 0-150mm	0.05mm	0.02mm	1/128in
530-114	0-8in 0-200mm	0.05mm	0.05mm	1/128in
530-115	0-12in 0-300mm	0.08mm	0.02mm	1/128in



Order No	Range	Accuracy	Vernier Graduation Lower Scale	Vernier Graduation Upper Scale
530-312	0-6in 0-150mm	0.03mm	0.02mm	.001in



DIAL CALIPER

Order No	Range	Accuracy	Graduation	Range Per Rev
505-742	0-6in	.001in	.001in	.1in



DIGITAL CALIPERS SERIES 500 - MITUTOYO

*Without SPC data output

Order No	Range	Accuracy	LCD Resolution
500-784	0-6in 0-150mm	.001in	.0005in 0.01mm
500-785	0-8in 0-200mm	.001in	.0005in 0.01mm



MITUTOYO OUTSIDE MICROMETER 6-PIECE SET

Order No	Range
103-904-10	0-1", 1-2", 2-3", 3-4", 4-5", 5-6"

Range = 0-1", 1-2", 2-3", 3-4", 4-5", 5-6"
 Accuracy = +/- 0.0001" up to 3"; 0.00015 up to 6"
 Graduation = 0.001"
 Data Output = No
 Flatness = 0.000024"
 Measuring Faces = Carbide tipped
 Parallelism = [0.00008 + 0.00004 (L/4)]" L = max range (inch)



DEPTH MICROMETER SERIES 129-INTERCHANGEABLE ROD TYPE

Order Number	Range	Base Size	Rod Qty
129-132	0-6in	4x63in	6
129-150	0-12in	4x63in	12



POCKET TYPE DIAL TEST INDICATORS- MITUTOYO

Order No	Model	Grad	Range	Accuracy	Dial Reading	Measuring Force	Length
513-518T	FULL SET	.001in	.04in	.001in	0-20-0	.03N or less	26.5m



INSIDE MICROMETERS- MITUTOYO

Order No	Range	Head Travel	Remarks
141-208	2-8in	.5in	with 3 rods



OUTSIDE MICROMETER- MITUTOYO

Order No	Range	Accuracy	Remarks
101-113	0-1 in	±.0001in	with ratchet stop
101-114	1-2 in	±.0001in	with ratchet stop



INSIDE MICROMETER - CALIPER TYPE

Order No	Range	Accuracy
145-194	1-2in	.0003in



DIGIMATIC MICROMETER SERIES- MITUTOYO

Order No	Description	Range	Accuracy	Type
293-831-30	Digimatic Micrometer MDC-MX	0-1in 0-25.4mm	±.0001in 2µm	With ratchet stop
293-832-30	Digimatic Micrometer MDC-MX	0-1in 0-25.4mm	±.0001in 2µm	With friction thimble



MAGNETIC STAND- MITUTOYO

Order No	Description	Applicable holding stem dia.	Dovetail groove	Clamping Force	Remarks
70105	Magnetic stand	ø6mm, ø8mm, ø9.53mm (3/8")	-	600N	-



DIAL INDICATORS SERIES 2-STANDARD TYPE, INCH READING- MITUTOYO

Order No	Graduation	Range Range/Rev	Type	Dial Reading	Accuracy First 2.5 Rev/Overall	Force
24165	.001in	1" / .1"	w/lug	0-100	.001 / .002	1.8N or less



T5 – 2000 SERIES CABLE TENSIO METER

Opti:Manufacturing
Aerospace Instruments Company

Order No	Range in Lbs	Cable Sizes
T5-2001-101-00	10 - 100 15 - 150	1/16, 3/32, 1/8 5/32, 3/16
T5-2001-102-00	30 - 160 30 - 200	1/16, 3/32, 1/8 5/32, 3/16
T5-2001-104-00	30 - 200 30 - 300	1/16, 3/32, 1/8 5/32, 3/16
T5-2002-101-00	10 - 100 15 - 150 25 - 150	1/16, 3/32, 1/8 5/32, 3/16 7/32, 1/4
T5-2002-103-00	30 - 160 30 - 200 30 - 150	1/16, 3/32, 1/8 5/32, 3/16 7/32, 1/4
T5-2002-104-00	30 - 200 30 - 300 30 - 300	1/16, 3/32, 1/8 5/32, 3/16 7/32, 1/4
T5-2002-104A-00	30 - 300 30 - 300 30 - 300	1/16, 3/32, 5/32 3/16, 1/8 7/32, 1/4
T5-2002-105-00	30 - 200 30 - 400 30 - 400	1/16, 3/32, 1/8 5/32, 3/16 7/32, 1/4
T5-2002-301-00	10 - 100 15 - 150 25 - 150	3, 5, 10 (CWT) 15, 25 (CWT) 35, 45 (CWT)
T5-2002-304-00	30 - 200 30 - 300 30 - 300	3, 5, 10 (CWT) 15, 25 (CWT) 35, 45 (CWT)
T5-2002-401-00	10 - 100 15 - 150 25 - 150 100 15 - 150 15 - 150 25 - 150	1/16, 3/32, 1/8 5/32, 3/16 7/32, 1/4 10, 15 (CWT) 15 (CWT) 20, 25 (CWT) 70 (CWT)
T5-2004-113-00	10 - 100	1/16, 3/32, 1/8
T5-2006-115-00	5 - 60	1/16



T5 – 8000 SERIES CABLE TENSIO METER

Order No	Range in Lbs	Cable Sizes
T5-8002-104B-00	10 - 300 10 - 300 10 - 300	1/16 3/32, 1/8 5/32, 3/16 7/32, 1/4
T5-8002-105-00	30 - 200 30 - 400 30 - 400	1/16, 3/32, 1/8 5/32, 3/16 7/32, 1/4
T5-8002-211-00	35 - 350 10 - 100 15 - 150 25 - 150	1/16, 3/32, 1/8 1/16, 3/32, 1/8 5/32, 3/16 7/32, 1/4
T5-8002-401-00	10 - 100 15 - 150 15 - 150 25 - 150	10, 15 (CWT) 15 (CWT) 20, 25 (CWT) 70 (CWT)
T5-8003-106-00	40 - 600	3/16, 7/32, 1/4 5/16
T5-8003-107-00	100 - 800	3/16, 7/32, 1/4 5/16
T5-8003-108-00	200 - 1000	3/16, 7/32, 1/4 5/16
T5-8003-209-00	200 - 400	1/4, 5/16, 3/8
T5-8005-109-00	250 - 1300 250 - 1300 250 - 1300	3/16 7/32, 1/4 5/16
T5-8005-110-00	300 - 1600 300 - 1600 300 - 1600	3/16 7/32, 1/4 5/16
T5-8005-111-00	500 - 2000 500 - 2000 500 - 2000	3/16 7/32, 1/4 5/16
T5-8008-106-00	40 - 600 40 - 600 40 - 600	1/8, 5/32 3/16 1/4
T5-8008-306-00	40 - 600 40 - 600 40 - 600	10, 15 (CWT) 25 (CWT) 25 (CWT)
T5-8103-406-00	40 - 600 40 - 600 25 - 125 25 - 125 150 - 250 200 - 1400 200 - 600 600 - 1400	3/16, 7/32, 1/4 5/16 5, 10, 15 (CWT) 20, 25 (CWT) 25 (CWT) 45 (CWT) 80 (CWT) 80 (CWT) (CWT)
T5-8203-108-00	200 - 1000	3/8

T60 SERIES CABLE TENSIO METER

Order No	Range in Lbs	Cable Sizes
T60-1001-C8-1A	10 - 200 30 - 200 80 - 200	1/16, 3/32, 1/8 5/32, 3/16 7/32, 1/4
T60-1001-C9-1A	150 - 450	1/8, 5/32, 3/16, 7/32, 1/4
T60-1002-C8-00	10 - 200 30 - 200 80 - 200	3, 5, 10 (CWT) 15, 25 (CWT) 35, 45 (CWT)
T60-1002-C9-00	150 - 450	10, 15, 25, 35, 45 (CWT)



FLUKE 289

Fluke 289 - 50.000 Count AC+DC True RMS Multimetre



FLUKE 87-V

Fluke 87-V - True Rms Multimetre (6000-20000 Count)



FLUKE 1587

Fluke 1587 FC - İzolasyon Test Cihazı+True RMS Multimetre



FLUKE 175

Fluke 175 - True Rms Multimetre (6000 Count)



3327069

FLUKE *NEW* Networks SimpliFiber Power Meter with SC. Calibrated for accuracy at 850 nm, 1300 nm, 1310 nm and 1550 nm.




RECHARGEABLE, MULTI-FUNCTION

The pocket sized iW5R is ready to go when you are, and with a battery indicator you will always know when it's time to pack up and recharge. A built in magnet and flexible bracket let you direct the light exactly where it's needed from any surface so you can get on with your work, hands-free. A metal-coated housing and intelligent technology for even light distribution makes the iW5R a tough and clever industrial lighting solution. With a choice of light options and Ledlensers advanced focus system, the iW5R provides the perfect working light for all situation.



Lumen: Max: 300, Min: 125
 Light Functions: Power, low power
 Burn Time: Max: 6h, Min: 3h
 IPX Rating: 54
 Focus System: Advanced Focus System
 Battery: Rechargeable Li-ion 18650 3.7V
 Size: 39 x 35 x 159mm (W x D x H)
 Weight: 168g including battery
 Charge Time: 210 mins



Part Number	Description
IW5R	Rechargeable,Multi-Function led Flashlight



TORCH FLASHLIGHT

LED Configuration: 1 x Power LED
 Luminosity: MAX 200 lm - MIN 200 lm
 Lighting Range: MAX 120 m - MIN 120 m
 Battery Duration: MAX 15 h - MIN 15 h
 Length (defocused): 163 mm
 Head Diameter: 26 mm
 Weight: 115 g
 Battery: 2 x Mignon (AA) 1.5V
 Battery Capacity: 8.40 Wh
 Water Resistance: IPX4
 dust resistance: IPXX
 Rechargeable: No



Part Number	Description
P6.2	Professional Torch Flashligh

RECHARGEABLE LED FLASHLIGHT

LED Configuration:1 x Xtreme LED
 Luminosity:MAX 1000 lm - MIN 100 lm
 Lighting Range:MAX 450 m - MIN 150 m
 Battery Duration:MAX 60 h - MIN 8 h
 Length (defocused):290 mm
 Head Diameter:53 mm
 Weight:715 g
 Battery:1 x 2x32700 Battery Pack 6.4V
 Battery Capacity:32.00 Wh
 Water Resistance:IPX4
 dust resistance:IP5X
 Rechargeable:Yes



Part Number	Description
P17R	Rechargeable Led Flashlight



RECHARGEABLE LED FLASHLIGHT

LED Configuration:1 x Xtreme LED
 Luminosity:MAX 1000 lm - MIN 20 lm
 Lighting Range:MAX 210 m - MIN 40 m
 Battery Duration:MAX 40 h - MIN 2 h
 Length (defocused):158 mm
 Head Diameter:37 mm
 Weight:210 g
 Battery:1 x 18650 3.7V
 Battery Capacity:9.25 Wh
 Water Resistance:IPX4
 dust resistance:IP5X
 Rechargeable:Yes



Part Number	Description
P7R	Rechargeable Led Flashlight

RECHARGEABLE LED HEAD TORCH

High: 200 lumens; 2 hours run-time*; 120 m beam range
 Low: 5 lumens; 50 hours run-time*; 20 m beam range



Part Number	Description
IH6R	Rechargeable Led Head Torch

ATEX TORCHES



200 Lumens
 45 Hours
 130 Meters
 Battery 1 x 1x18650 Battery Pack 3.7V
 Rechargeable

Part Number	Description
EXH8R	ATEX-Series Head Torches-Rechargeable



220 Lumens
 45 Hours
 140 Meters
 Battery 1 x 1x18650 Battery Pack 3.7V
 Rechargeable

Part Number	Description
EX7R	ATEX-Series Handheld Torches-Rechargeable



280 Lumens
 9 Hours
 160 Meters
 Battery 3 X AA
 NON Rechargeable

Part Number	Description
ILH8	ATEX-Series Head Torches-NON Rechargeable



50 Lumens
 7 Hours
 35 Meters
 Battery 2 X AAA
 NON Rechargeable

Part Number	Description
EX4	ATEX-Series Handheld Torches-NON Rechargeable



9455 Remote Area Light

Class I Division 1, ATEX Zone 0, IECEx ia safety certified
 Up to 1,600 lumens
 Up to 10 hours run time
 NiMH rechargeable battery
 High / Low lighting modes
 Low battery indicator



1460AALG
 1460 Case with custom fit foam





FLEXIGUN® 400G GREASE GUN
Product Code: K32-01

FLEXIGUN® 450G GREASE GUN
Product Code: K29-01

HEAVY-DUTY HAND OPERATED GREASE GUNS



MINILUBE® GREASING SYSTEM

The K7-67 MINILUBE® (5kg model) is a portable High Pressure Manual Greasing System that provides high-volume/high-pressure greasing in a compact and portable package.
Product Code: K7-67



HEAVY-DUTY AIR OPERATED GREASE GUNS

Powerpistol™ 450g Air Operated Grease Gun
Product Code: K53-01



POWER GUN

High Performance Li-Ion Grease Power Gun
Product Code: PG450



PORTABLE MANUAL GREASING SYSTEM

Superlube™ Greasing System 20kg
Product Code: K4-01



AIR-OPERATED PNEUMATIC GREASING SYSTEM

Powerlube™ 20kg Grease Kit, With Trolley
Product Code: P3-01CTROLLEY


















ACCESSORY KIT - AVIATION
Product Code: ACK2-02

Aviation greasing kit containing accessories that are typically required when lubricating aircraft.

- 1x KDN right angle needlepoint coupler
- 1x KDR right angle coupler
- 1x KDE8 rigid extension
- 1x KDF21 533mm (21") push-on flexible extension
- 1x KY SUPERGRIP coupler
- 1x KZDXL straight needlepoint coupler
- 1x KZHY hypodermic needlepoint coupler
- 1x KZLNJ 300mm J needlepoint coupler
- 1x KZLNS 300mm straight coupler
- 1x KZLNR 300mm right angle needlepoint coupler
- 1x KZLN45 300mm 45 degree needlepoint coupler
- 1x KZSNR short right angle coupler
- 1x J65 adaptor assembly



<p>KY® High Pressure Grease Coupler KY (BSP) KY-N (NPT)</p> 	<p>Large 90° Coupler KDR</p> 
<p>90° Coupler KDN</p> 	<p>90° Needlepoint coupler KZLNR</p> 
<p>Needlepoint coupler KZLNS</p> 	<p>90° Needlepoint coupler KZSNR</p> 
<p>Needlepoint coupler KZD</p> 	<p>Needlepoint coupler KZDXL</p> 
<p>Hypodermic needlepoint coupler KZHY</p> 	<p>45° Needlepoint coupler KZLN45</p> 
<p>180° Needlepoint coupler KZLNJ</p> 	<p>Rigid Extension KDE8</p> 
<p>Grease Containers for MINILUBE® KT5 (2.5kg) KT6 (5kg)</p> 	
<p>Flexible Grease Extensions (Manual Equipment)</p> 	<p>Flexible Grease Extensions (Air Equipment)</p> 
<p>KF9 305mm (12") KF17 432mm (17") KF30 762mm (30") KDF13 330mm (13") KDF21 533mm (21")</p>	<p>PF9 305mm (12") PF17 432mm (17") PF30 762mm (30")</p>



Machine, Fractional & Metric Tap & Hex Die Sets

Comprehensive & Portable



76 PC Set Includes:

Machine Screw Plug Tap & 5/8" Hexagon Dies (4-40 NC, 6-32 NC, 8-32 NC, 10-24 NC, 10-32 NF, 12-24 NC), Fractional Plug Tap & 1" Hexagon Dies (1/4"-20 NC, 1/4"-28 NF, 5/16"-18 NC, 5/16"-24 NF, 3/8"-16 NC, 3/8"-24 NF, 7/16"-14 NC, 7/16"-20 NF, 1/2"-13 NC, 1/2"-20 NF), Metric Plug Tap & 5/8" Hexagon Dies (3mm-0.50, 4mm-0.70, 4mm-0.75, 5mm-0.80, 5mm-0.90, 6mm-1.00), Metric Plug Tap & 1" Hexagon Dies (7mm-1.00, 8mm-1.00, 8mm-1.25, 9mm-1.00, 9mm-1.25, 10mm-1.25, 10mm-1.50, 11mm-1.50, 12mm-1.50, 12mm-1.75), Pipe Thread Plug Tap & 1" Hexagon Dies (1/8"-27 NPT, 1/8"-28 BSP), Threading Tools: Adjustable Die Stock (1" Dies), Plain Die Stock (5/8" Hexagon Dies), Adj. Handle Tap Wrench (#0 to 1/2"), Two-in-One Tap Wrench (1/4" to 1/2"), T-Handle Wrench (#0 to 1/4"), Thread Pitch Gauges (16 Leaf Metric & 18 Leaf Standard), Fitted Carrying Case

Part Number	Description
26376	Complete 76 PC. Kit

117 PC Set Includes:

All tools in the above kit, Drill Bits (Wire Gauge #3, 7, 9, 16, 19, 20, 21, 25, 29, 30, 36, 39, 43, Letter B, F, H, I, J, O, Q, R, S, U, Z, Fractional 5/64", 7/64", 5/32", 1/4", 19/64", 5/16", 21/64", 3/8", 25/64", 13/32", 27/64", 29/64"), Spiral Flute Screw Extractors (EX-1, EX-2, EX-3, EX-4, EX-5)

Part Number	Description
26377	Complete 177 PC. Kit

Tap & Adjustable Round Die Kit

High-Carbon Steel Taps & Adjustable Round Dies



Includes:

T-Handle Tap Wrench (0 to 1/4"), Adj. Handle Tap Wrench (0 to 1/2"), Adj. Die Stock, 18 Leaf Thread Pitch Gauge, Screwdriver, Tap & Dies (4-40, 6-32, 8-32, 10-24, 10-32 & 12-24), Fractional Tap & Dies (1/4"-20, 1/4"-28, 5/16"-18, 5/16"-24, 3/8"-16, 3/8"-24, 7/16"-14, 7/16"-20, 1/2"-13 & 1/2"-20), 1/8"-27 Pipe & Plastic Storage Case

Part Number	Description
25914	Complete 39 PC. Kit



Tap & Drill Kit

- High carbon steel taps & high speed steel drill bits.
- Produces a strong thread that is easy to tap.
- 135° split point drill bits for fast, precise drilling.



Includes:

T-Handle Tap Wrench, Tap & Drills (4-40, 6-32, 8-32, 10-24, 24, 10-32 & 1/4"-20) & Plastic Storage Case

Part Number	Description
80187	Complete 13 PC. Kit



Tap & Hexagon Die Kit

High-Carbon Steel Taps & Hexagon Dies



Includes:

Offset Adjustable Handle Tap Wrench (0 to 1/2"), Plain Die Stock, Tap & Dies (1/4"-20, 1/4"-28, 5/16"-18, 5/16"-24, 3/8"-16, 3/8"-24, 7/16"-14, 7/16"-20, 1/2"-13 & 1/2"-20), 1/8"-27 Pipe & Plastic Storage Case

Part Number	Description
24614	Complete 24 PC. Kit

Jobber's Length Drill Sets

High Performance



Made In the USA

Study Metal Case Included

Drill Sets - Heavy Duty, 118° Non-Split Point			
Part Number	Construction	Included Size	Bits
02-C13-H	High Speed Steel	1/16" to 1/4" (x64ths)	13
02-C21-H	High Speed Steel	1/16" to 3/8" (x64ths)	21
02-C15-H	High Speed Steel	1/16" to 1/2" (x32ths)	15
02-C29-H	High Speed Steel	1/16" to 1/2" (x64ths)	29
02-C1-H	High Speed Steel	# 1 to #60	60
02-CAZ-H	High Speed Steel	A to Z	26
02-C115-H	High Speed Steel	1/16" to 1/2" , A-Z , #1-#60	115
02-C112-H*	High Speed Steel	1 to 6 mm (x 0.5 mm)	11
02-C252-H*	High Speed Steel	1 to 13 mm (x 0.5 mm)	25

Drill Sets - Heavy Duty, 118° Split Point			
Part Number	Construction	Included Size	Bits
02-CB115-H	Cobalt	1/16" to 1/2", A-Z, #1-#60	115
02-CT15-H	H.S.S. TiN Coated	1/16" to 1/2" (x 32ths)	15

Drill Sets - Heavy Duty, 135° Split Point			
Part Number	Construction	Included Size	Bits
02-CB13-H	Cobalt	1/16" to 1/4" (x64ths)	13
02-CB21-H	Cobalt	1/16" to 3/8" (x64ths)	21
02-CB15-H	Cobalt	1/16" to 1/2" (x32ths)	15
02-CB29-H	Cobalt	1/16" to 1/2" (x64ths)	29
02-CT29-H	H.S.S. TiN Coated	1/16" to 1/2" (x64ths)	29
02-CB60-H	Cobalt	# 1 to #60	60
02-CT60-H	H.S.S. TiN Coated	# 1 to #60	60
02-CB26-H	Cobalt	A to Z	26

Spiral Flute Extractor & Drill Bit Set

- Aggressive left hand spiral for extra power.
- Each extractor is paired with the correct size cobalt drill bit.



Part Number	Extractors Included	Cobalt Drill Bits Included
70245	#1, 2, 3, 4 & 5	5/64", 7/64", 5/32", 1/4" & 19/64"



El Brutus® "Johnson Bar" Screw Extractor



Folds Up For Easy Storage

Made In USA

- Heat-treated, plated and built for a lifetime.
- Works on Phillips, Tri-Wing and Hi-Torque screws.
- Chosen to standardize aircraft & missile maintenance DOD wide.

Part Number	For Screws	Weight	Overall Length
96380	#8 to 1/4"	3.2 lbs (1.4kgs)	17" (43.2 cm)
96560	1/4" to 3/8"	4.5 lbs (2.0 kgs)	18-3/4" (47.4 cm)



PN CODE CP1014P45 **DESCRIPTION** Pneumatic Air Pistol Drill 1/4" Free Speed (RPM): 4500 rpm Chuck Capacity: 1/4" (6mm) High Power 0.5hp (375W)



PN CODE CP1014P05 **DESCRIPTION** Pneumatic Air Drill 3/8" 3/8" (10 mm) industrial pistol drill with Jacobs industrial keyed chuck High power 0.5hp (375W)



PN CODE CP9426 **DESCRIPTION** 1/4" mini air ratchet Free Speed (RPM): 270 rpm Offers high power at (27ft-lb) 130mm in length



PN CODE CP3019-31 **DESCRIPTION** Die Grinder | 31,000 RPM | 0.5 HP



PN CODE CP3019-12AC **DESCRIPTION** Die Grinder | 12,000 RPM | 0.5 HP



PN CODE CP9104Q KIT **DESCRIPTION** Compact Pencil Grinder Kit Includes Grinder, 5 Mounted Points, 5 Carbide Burs, 3 collets



PN CODE CP4281 **DESCRIPTION** Pneumatic Rivet Hammer 1X, 0.401 in. shank, 2850 bpm



PN CODE CP4284 **DESCRIPTION** Pneumatic Rivet Hammer 4X, 0.401 in. shank, 1740 bpm



PN CODE GSR 12V-35 Professional **DESCRIPTION** Cordless Drill/Driver



PN CODE GSR 185-Li Professional **DESCRIPTION** Cordless Drill/Driver



PN CODE JCW62R **DESCRIPTION** Standard Creeper (Red)



PN CODE JCW67R **DESCRIPTION** Flat-Oval Adjustable Creeper (Red)




PN CODE JCW80AR **DESCRIPTION** Creeper Seat (Red)



PN CODE JCW85BR **DESCRIPTION** Seat Creeper (Red)

ZAVIA-5140



Internal Dimensions		External Dimensions		Other Data	
LENGTH	516mm	LENGTH	581mm	WEIGHT EMPTY	9.75KG
WIDTH	296mm	WIDTH	381mm	OPERATING TEMPERATURE	
DEEPTH	402mm	DEEPTH	455mm	°C min -33	°C max +90

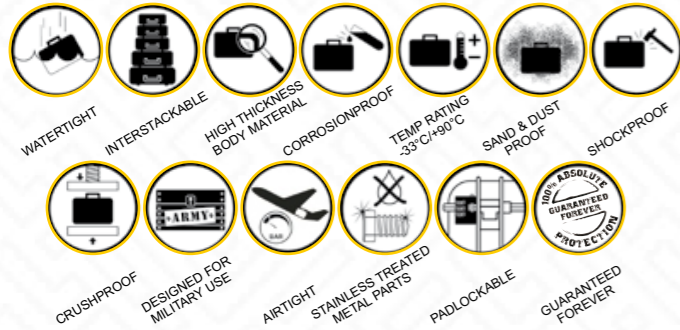


AIDRAW3.E	AIDRAW6.E	AIDRAW9.E
467x255xH30 mm	467x255xH60 mm	467x255xH95 mm
8 x H30 mm	6 x H30 + 1 x H60 mm	4 x H60 mm
5 x H30 + 1 x H95 mm	2 x H30 + 2 x H60 mm	1 x H30 + 2 x H60 + 1 x H95mm
2 x H30 + 2 x H95 mm	4 x H30 + 2 x H60 mm	3x H30+1x H60+1x H95mm
1 x H60 + 2 x H95 mm	2 x H30 + 3 x H60 mm	

removable drawers are provided with a special stop system

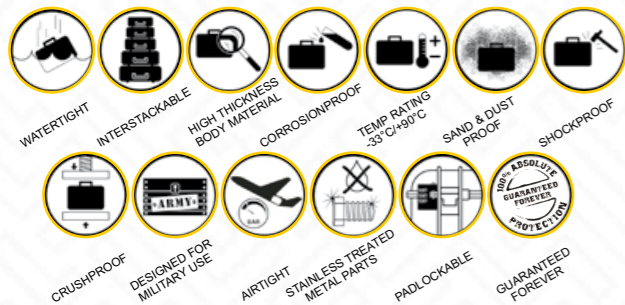


ZAVIA-4412



Internal Dimensions		External Dimensions		Other Data	
LENGTH	455mm	LENGTH	474mm	WEIGHT EMPTY	3.40KG
WIDTH	345mm	WIDTH	415mm	VOLUME	19.20 lt
DEEPTH	125mm	DEEPTH	149mm	BUOYANCY	10.70 Kg/max
				OPERATING TEMPERATURE° C min -33/°C max +90	

ZAVIA-5122



Internal Dimensions		External Dimensions		Other Data	
LENGTH	517mm	LENGTH	546mm	WEIGHT EMPTY	6KG
WIDTH	277mm	WIDTH	347mm	OPERATING TEMPERATURE° C min -33/°C max +90	
DEEPTH	217mm	DEEPTH	247mm		

JP3BL



Chest Dimensions		Drawer Dimensions		Other Data	
LENGTH	520mm	LENGTH	453mm	WEIGHT EMPTY	11.5KG
WIDTH	300mm	WIDTH	190mm		
DEEPTH	200mm	DEEPTH	50mm		

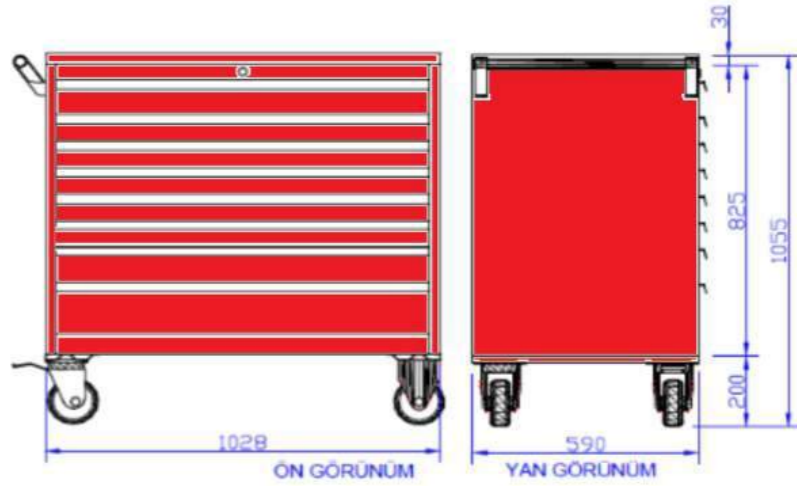


**A PLACE FOR
EVERYTHING,
AND EVERYTHING
IN ITS PLACE.
ÖZZAIM FOAMED MASTER SETS**

J5427XL-8D

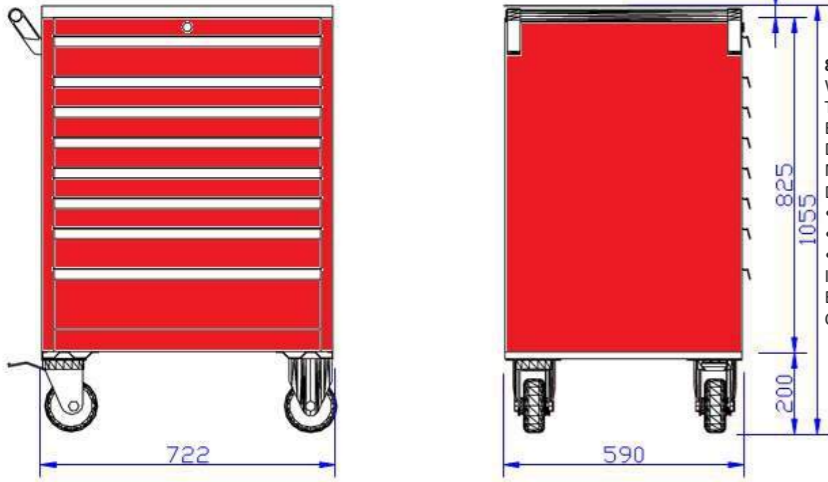


OZZAIM
Aviation Tool Supply



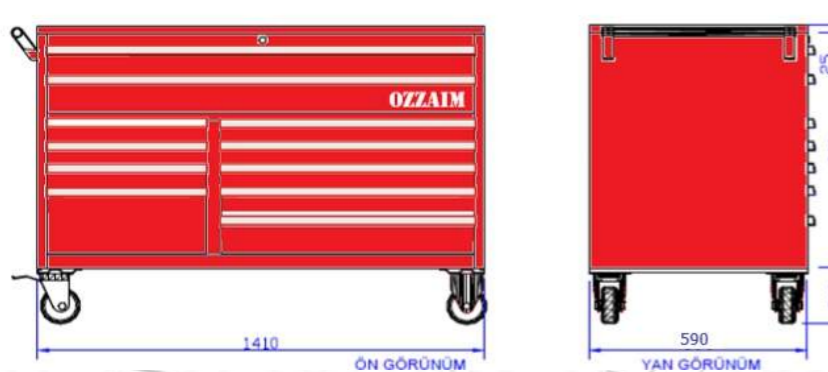
8-Drawer Mobile Tool Cabinet
Width: 1028 mm / Depth: 590 mm / Height: 1055 mm
The body sheet thickness is 1.2 mm, and the rail sheet thickness is 3 mm.
Equipped with a central locking system and a single-opening safety mechanism.
Drawers are fitted with telescopic rails and have 100% full extension.
Maximum drawer load capacity is 100 kg (distributed load).
Drawer Heights and Quantities:
• 1 x 100 mm
• 5 x 75 mm
• 1 x 100 mm
• 1 x 150 mm
Internal net drawer dimensions: 918 x 459 mm (54 x 27E)
Equipped with 2 fixed and 2 swivel castors with brakes.
Color: RAL 3000 – Red

J3627-8D



8-Drawer Mobile Tool Cabinet
Width: 722 mm / Depth: 590 mm / Height: 1055 mm
The body sheet thickness is 1.2 mm, and the rail sheet thickness is 3 mm.
Equipped with a central locking system and a single-opening safety mechanism.
Drawers are fitted with telescopic rails and have 100% full extension.
Maximum drawer load capacity is 100 kg (distributed load).
Drawer Heights and Quantities:
• 2 x 100 mm
• 5 x 75 mm
• 1 x 150 mm
Internal net drawer dimensions: 612 x 459 mm (36 x 27E)
Equipped with 2 fixed and 2 swivel castors with brakes.
Color: RAL 3000 – Red

E1453R/2XL-11



11-Drawer Mobile Tool Cabinet
Width: 1410 mm / Depth: 590 mm / Height: 1025 mm
The body sheet thickness is 1.2 mm, and the rail sheet thickness is 3 mm.
The top surface is made of 25 mm beech plywood with organic oil finish.
Equipped with a central locking system and a single-opening safety mechanism.
Drawers are fitted with telescopic rails and offer 100% full extension.
Maximum drawer load capacity is 100 kg (distributed load).
Equipped with 2 fixed and 2 swivel castors with brakes.
3807-PUR-150 / 3802-PUR-150-F18
Drawer Heights:
• 1 x 125 mm / Long
• 6 x 75 mm / Short
• 1 x 100 mm / Short
• 1 x 125 mm / Short
• 1 x 225 mm / Short
Color: RAL 3000 – Red

OZZAIM Custom Tool Kits

- Aircraft - B1 Mechanic Portable Tool Box
- Aircraft - General Mechanic Master Hangar Tool Kit
- Aircraft - Line Maintenance Mechanic Portable Tool Box
- Aircraft - Line Maintenance General Mechanic Master Hangar Tool Kit
- Aircraft - B2 Avionic Tool Box
- Aircraft - Avionic / Electrical Master Hangar Tool Kit
- Aircraft - Line Maintenance B2 Avionic Tool Box
- Aircraft - Line Maintenance Master Hangar Tool Kit
- Aircraft - Engine Repair Overhaul Master Hangar Tool Kit
- Aircraft - Engine Repair Tool Kit
- Aircraft - Cabin Shop Tool Box
- Aircraft - Line Maintenance Cabin Shop Tool Box
- Aircraft - Seat Shop Tool Box
- Aircraft - Line Maintenance Seat Shop Tool Box
- Aircraft - IFE Tool Box
- Aircraft - Structural Portable Tool Box
- Aircraft - Structural Master Hangar Tool Kit
- Aircraft - Crew Oxy Tool Kit
- Aircraft - CAT A Portable Tool Cases for B1 Mechanic, B2 Avionic, Cabin
- Aircraft - Fastener Repair Tool Case
- Aircraft - Wheel and Tire Assy. Replacement Kit



- Rotorcraft - Mechanic Portable Tool Box
- Rotorcraft - Mechanic Master Hangar Tool Kit
- Rotorcraft - Avionic / Electrical Portable Tool Box
- Rotorcraft - Avionic / Electrical Master Hangar Tool Kit
- Rotorcraft - Hydraulic Repair Tool Kit
- Rotorcraft - Structural Tool Kit
- Rotorcraft - Sheet Metal Tool Kit
- Rotorcraft - Drive System Repair Tool Kit
- Rotorcraft - Engine Repair Tool Kit
- Rotorcraft - Inspection Tool Kit
- Rotorcraft - APU Tool Kit
- Rotorcraft - Dynamic Systems Tool Kit
- Rotorcraft - Gearbox Balance System Tool Kit
- Rotorcraft - Gearbox Transmission Tool Kit
- Rotorcraft - Rotor Blade Work Shop Tool Kit
- Rotorcraft - Weapon Systems Tool Kit



- UAV - General Mechanic Master Hangar Tool Kit
- UAV - General Avionic / Electrical Master Hangar Tool Kit
- UAV - Structural Master Hangar Tool Kit
- UAV - Engine Repair Master Hangar Tool Kit

